



# PRISONER SURVEY 2017



**16<sup>th</sup> Series**

**Research  
Strategy and Innovation**

**James Carnie, Róisín Broderick,  
Jennifer Cameron, Denise Downie and Griff Williams**

**December 2017**



## **EXECUTIVE SUMMARY**

### ***Custodial history***

One fifth (20%) of prisoners said that they were on remand at the time of completing the 2017 prisoner survey; 80% had been sentenced.

### ***Sentence length***

Over one third are serving a sentence of over 1 year up to 4 years (35%), followed by over one fifth of the population serving over 4 years up to 10 years (23%), and one fifth serving over 3 months and up to 12 months (20%). A minority (5%) are serving over 10 years, and one in ten respondents are serving a Life/WLT sentence (11%).

### ***Atmosphere and Relationships***

The majority of prisoners (87%) reported the atmosphere in their hall/dormitory as 'very relaxed', 'fairly relaxed' or 'neither relaxed nor tense'. A majority of respondents described their relationship with prisoners in their hall and officers in their hall in positive terms (96% and 93% respectively).

### ***Health***

Over three quarters of prisoners reported that they had attended the nurse while in prison (77%). Similarly 73% reported having attended the doctor during their current sentence. Two fifths of prisoners indicated that they had attended the dentist (41%) and one third (34%) had been seen by mental health staff.

### ***Disability and Long Term Illness***

Over one third reported having a disability (34%) and a long term illness (35%) with 70% stating that staff know they have a

disability and 66% stating that staff know they have a long term illness.

### ***Mental health and well-being***

Some 83% reported 'I've been able to make up my mind about things', 75% said they were 'thinking clearly', and 74% said they were 'dealing with problems well'.

### ***Drugs use***

There was a drop in those reporting to be under the influence of drugs at the time of their offence from 40% in 2015 to 38% in 2017; 36% stated their drug use was a problem for them on the outside. Around one eighth of prisoners reported that they committed their offence to get money for drugs (15%) and one in five were receiving treatment for drug use before they were imprisoned (19%).

### ***New Psychoactive Substances***

Under one fifth of prisoners had used new psychoactive substances (previously known by the discarded term 'legal highs') prior to going to prison (18%), with synthetic cannabis being the most commonly used drug (70%) followed by a stimulant/upper (46%). Similarly under one fifth of prisoners reported having used new psychoactive substances while in prison (18%) with synthetic cannabis again being the most commonly used (78%), followed by a hallucinogen (23%).

### ***Drug services***

Two in five prisoners reported they had been assessed for drug use upon admission to prison (39%). Around one quarter of prisoners said they have been given the chance to receive treatment for drug use (28%) or that they have received

help/treatment for drug use during their sentence (25%).

### ***Alcohol use***

Two in five prisoners who completed a questionnaire reported being drunk at the time of their offence (39%). Approximately one in five reported that drinking affected their ability to hold down a job (18%) and one third of prisoners admitted that their drinking affected their relationship with their family (32%).

### ***Smoking***

Over two thirds of prisoners reported that they are smokers (68%), a 4% drop since the 2015 survey. Over half of the smoking population in prison stated that they would like to give up smoking (53%). Over two fifths of prisoners had received advice on smoking and its related health risks since coming into prison (43%). A similar number had previously used e-cigs (42%), a 10% increase from those who reported having used e-cigs in the 2015 survey (32%). Over half reported that they would use e-cigs instead of smoking tobacco if they were available in prison (58%).

Despite the reported desire to give up smoking by 58% of the smoking population, only 34% of respondents stated that they would like to see smoke free prisons introduced.

### ***Visit's and contact with family and friends***

Approximately nine in ten prisoners were in regular contact with someone outside the prison (88%). The most common forms of contact were telephone (71%), followed by letter (62%) and visits (52%). The number of those reporting receiving visits from family and friends has dropped by 10% since the 2015 survey. A third of prisoners received visits weekly (33%), while 13% received visits fortnightly and monthly. A minority (3%) who were nearing the end of

their sentence were eligible for 'Home Leave'.

### ***Family issues and support***

One in five prisoners reporting had received help with family issues in prisons (20%). Half had received help from the Family Contact Officer (50%) and slightly less than half reported receiving help from their personal officer (43%). Approximately one in six (16%) received help from a prison social worker, 11% from an Imam, 8% from a Priest, 8% from an outside social worker, 7% from a Minister, and 21% from another source.

### ***Prisoners' Children***

Almost two thirds of those taking part in the prisoner survey reported having children (62%). Of these, two in five (40%) had one child and almost a third had two children (30%).

### ***In Care as a child***

One quarter of prisoners indicated that during their up-bringing they had been in care (26%) and over half reported that they were in care at the age of 16 (56%).

### ***Adverse Childhood Experiences***

Prisoners were asked a series of questions regarding their childhood. Over two fifths of the prison population (44%) reported that their parents or adults in their home had slapped, hit, kicked, punched or beat each other up. Similarly 45% reported that their parents or adults in their home had hit, kicked or physically hurt them (not including gentle smacking for punishment).

Over one fifth of respondents reported that someone at least five years older than them (including adults), had tried to touch them or have them touch sexually (22%). When asked, 16% of respondents indicated that someone at least five years older than them,

including adults had forced them to have sexual intercourse, be that oral, anal or vaginal. Approximately one third of respondents stated that they lived with someone who was depressed, mentally ill or suicidal (32%) and/or lived with someone who was a problem drinker (36%).

### ***Hygiene and Fitness***

When asked how many times a week prisoners have at least 30 minutes of moderate exercise (like brisk walking), over a quarter said one or less times per week (29%) or two to four times per week (28%) and almost half said five or more times per week (43%).

### ***Cleanliness***

Eight out of ten respondents rated the cleanliness of their hall (84%), toilets (84%) and showers (81%) as 'ok', 'fairly good' or 'very good'.

### ***Food and Canteen***

Although eight in ten respondents were content with the time meals were served (80%) only six in ten were content with the menu choice (61%) and the portion size (60%). Just over half were content with the condition of the food when it arrived (56%).

### ***Knife Crime***

A fifth of prisoners (21%) said they have carried a knife in the last 12 months before coming into prison and 16% stated they would carry a knife again. Over a third of prisoners (37%) indicated they have been a victim of knife crime. A similar number of prisoners (31%) had used a knife to injure someone.

### ***Domestic Violence***

Approximately one in four prisoners (24%) reported they had been involved in violence towards their spouse or partner, with 20% saying they had been convicted of an offence involving violence towards their spouse or partner.

### ***Safety***

The minority of prisoners who reported fears for their safety (16%) were asked to indicate who made them fear for their safety. Approximately two thirds (66%) of these respondents highlighted that another prisoner made them fear for their safety, 44% feared for their safety from a group of prisoners, 28% from a prison officer, 16% from a group of prison officers (excluding control and restraint), and 4% from a non-uniformed member of staff.

### ***Bullying***

Prisoners were asked to indicate whether they had experienced any bullying in the last month, with a minority (16%) of prisoners saying that they had experienced it (12% in 2015). Of those who felt bullied, 28% said that they reported it.

### ***Accommodation***

Over one third (35%) reported they were a council tenant prior to going to prison, 17% reported being an owner/occupier and 16% rented privately. Over half of all respondents who responded said that they lost their tenancy/accommodation when they went to prison (49%).

### ***Literacy and Numeracy***

Prisoners were asked to indicate whether they had any problems with reading, writing or numbers. Over one in ten prisoners reported that they had difficulty with writing (15%), reading (12%) and/or numbers (14%).

### ***Learning Centre***

Over half of those reporting had attended a learning centre whilst in prison (56%). Over half had studied Literacy and Numeracy (60%), IT (51%) and Art (52%).

### ***Beliefs***

Over four in five prisoners reported being able to practice their religion/belief in their prison (85%) and felt their religion/belief was respected by staff (83%), and by other prisoners (82%).

### ***Programmes/Intervention***

Over one in six reported attending Substance Related Offending (16%), smoking Cessation (16%) and Anger Management (14%). Two Fifths reported attending no programmes (41%). These figures have reduced markedly since the 2015 survey where 31% reported attending Substance related offending and 26% reported attending Anger Management.

### ***Prison Rules***

Three quarters of those reporting understood the process of accessing the 'Complaints Procedure' (77%) and felt that when they raised an issue with staff that it was dealt with fairly (77%).

### ***Preparation for release***

Almost one third of prisoners had accessed services while in prison in order to help them prepare for release (29%).



## INTRODUCTION

This Report describes the key findings of the Scottish Prison Service's (SPS) biennial Prisoner Survey. The Survey, which is undertaken in each of the 15 Scottish prisons, involves all Scottish prisoners.<sup>1</sup>

The Survey has a number of objectives:

- to make use of prisoners' perceptions of service-delivery and service-quality in business planning;
- to provide prisoners with an opportunity to comment on a range of issues that impact on their experience in prison;
- to allow staff to get a better understanding of how the halls they manage compare to equivalent halls and in so doing to provide a tangible way to help share items of 'best practice'; and
- to allow the SPS, through repetition of the same questions, to track progress (or the lack of it) across the various dimensions that are included in the Survey.

### *The Use Made of the Survey*

The Survey is designed to help inform and shape change in the SPS and is directed at improving the quality of service delivery in every prison. This approach is predicated on the well-established belief that for change to be effective it is imperative that the views of prisoners are factored into the planning equation.

The Prisoner Survey provides a unique insight into life in Scottish prisons from the perspective of those who are in our custodial care; it furnishes a meaningful channel for the "user's voice" to be heard. The Survey informs, shapes and drives change by contributing to establishment and corporate business plans to improve service delivery.

"User's voices" are becoming increasingly important in both understanding and promoting self-reflective behavioural change in those who offend. The Survey represents a self-reported snapshot which offers a unique opportunity for prisoners to express their point of view on matters of importance to them. It offers a rich data source which complements official statistics and provides the Service, partner agencies, researchers and academics with valuable time-series trends.

---

<sup>1</sup> The 2017 Survey fieldwork covered the period May to July 2017. Establishments were given the option either to distribute the questionnaires or have the research team do so. Prior to these visits, posters were displayed in prominent areas in the prison informing prisoners and staff of the Survey and the day it would take place in their establishment. The evening prior to the Survey, each prisoner was given a leaflet informing them of the Survey and its aims. On the day of the Survey, prisoners were issued with a survey form by a member of the Survey Team or prison staff. After being given the chance to complete the questionnaire in the privacy of their cell, the completed forms (sealed in an envelope) were collected by a member of the Survey Team or prison staff. This methodology helps ensure that when handing out the forms each prisoner is given a brief explanation of why the Survey is taking place and has an opportunity to ask questions. The response rate for the 2017 Prisoner Survey was 46%.

## ***Content and Coverage***

The Survey is focused intentionally upon the core elements of prison life: living conditions, family contact, healthcare, relationships and atmosphere. The Survey also seeks views on such issues as perceived safety, drug and alcohol use and mental health. In recent years, the questionnaire has introduced new topics on engagement with programmes, in care as a child, military service, knife carrying, gang membership, violence against women, use of new psychoactive substances and equality and diversity issues. For the first time this year the Survey contains a dedicated section to Adverse Childhood Experiences (ACE).

The Survey is distributed to all establishments within Scotland and all prisoners available on the day of fieldwork. In this sense, the exercise is a census. It is entirely voluntary. The 2017 questionnaire was translated into three key foreign languages and interpreters were also provided as necessary. As has been the case in recent years, establishments have opted to undertake fieldwork distribution and collection themselves to suit local conditions and minimise impact on regimes.

For the first time in the history of the Prisoner Survey, the response has fallen below 50%, with an overall return rate of 46% (55% in 2015). The drop in the overall response rate, while disappointing, can be attributed to some establishments returning very low percentage responses. While Barlinnie returned a healthy 66%, Addiewell performed rather poorly with a disappointing 18%. However, comparison of the Prisoner Survey sub-population demographics against the overall prison population demographics reveals responses to be representative.

The Survey has now been a part of SPS culture for over a quarter of a century and therein may lie an issue. When initially conducted in the 1990s on a triennial basis, the exercise was fresh and novel and invoked a sense of curiosity and in some instances bewilderment. The First Survey had a return rate of 65%, while subsequent Surveys of that period commanded response rates in excess of 80%. However, as the Survey has become embedded in SPS culture and its conduct become familiar and unremarkable, response rates have generally declined in the 21<sup>st</sup> century. This is not a problem unique to the SPS Prisoner Survey, as other large scale national surveys in Scotland and in England and Wales have been in decline since the turn of the millennium.

The remainder of this Report sets out how prisoners view their experience of imprisonment and the way the SPS goes about delivering its services.

## ***Custodial history***

Of the population of 93% males and 7% females, 80% were convicted and 20% were untried. The average age of prisoners was 33 yrs. The majority of respondents were Scottish (88%), with a minority of respondents stating that they were from another ethnic background.

One fifth (20%) of prisoners said that they were on remand at the time of completing the 2017 prisoner survey; 80% had been sentenced.

Respondents' remand and custodial history is outlined in Table 1. This shows that prisoners were more likely to report having being on remand between 1 and 5 times (43%).



Sixteen percent (16%) said that they had been on remand over 10 times and one tenth of respondents said between 6 and 10 times (11%). Twenty Nine percent (29%) of the population stated they had never been on remand before.

Approximately one third of those reporting had ‘never’ previously served a prison sentence (35%), while two in five respondents (39%) had served between 1 and 5 sentences, 11% between 6 and 10 sentences, and 15% had served over 10 sentences.

<b>Table 1. Prison history</b>	Never	1-5 times	6-10 times	Over 10 times
<b>Number of times on remand</b>	29	43	11	16
<b>Number of times previously on a sentence</b>	35	39	11	15

Table 2 below shows the sentence length of those prisoners reporting in the survey. Approximately one third are serving a sentence of over 1 year up to 4 years (35%), followed by 23% serving over 4 years up to 10 years, and 20% serving over 3 months and up to 12 months. A minority (5%) are serving over 10 years and one in ten respondents is serving a Life/WLT sentence (11%).

<b>Table 2. Sentence length</b>			
Up to 90 days	<b>6</b>	Over 4 years up to 10 years	<b>23</b>
Over 3 months up to 12	<b>20</b>	Over 10 years	<b>5</b>
Over 1 years up to 4 years	<b>35</b>	Life/WLT	<b>11</b>

**Figure 1 – Length of convicted sentence**

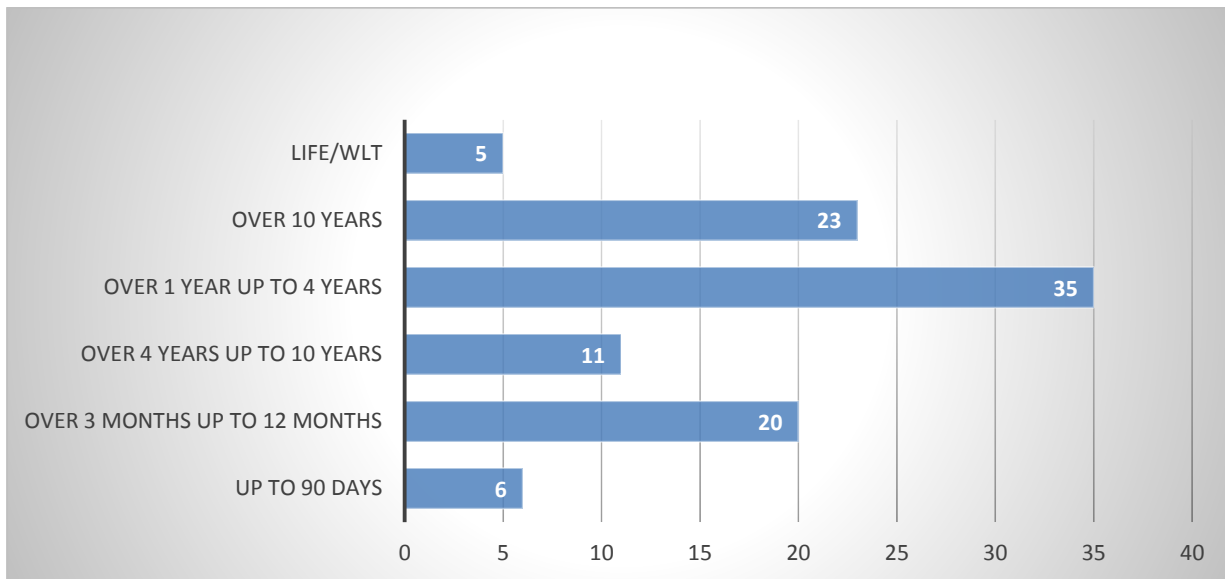


Figure 1 illustrates sentence length amongst the convicted prisoner population in Scotland. Those serving sentences of under 12 months are of particular interest in light of the Scottish Government's commitment towards extending the presumption against short sentences from 3 months to 12 months. This commitment was most recently reiterated in the publication, 'A Nation with Ambition: The Government's Programme for Scotland 2017-18'. Over one quarter (26%) of convicted prisoners are currently serving a sentence of 12 months or less. Over one third of convicted prisoners stated that they were serving a sentence of over one year and up to four (35%). Almost a quarter were serving sentences of over 10 years (23%) and a minority were life sentence prisoners (5%).

Less than half of prisoners said that they had previously served a sentence in the community (41%). When asked, 'Have you received a custodial sentence as a result of breaching a community sentence' 27% stated they had received such a sentence.

### ***Atmosphere & Relationships***

The majority of prisoners (87%) reported the atmosphere in their hall/dormitory as 'very relaxed', 'fairly relaxed' or 'neither relaxed nor tense'.

Relationships between prisoners and staff were judged to be positive by the vast majority of prisoners. A majority of respondents described their relationship with prisoners in their hall and officers in their hall in positive terms (96% and 93% respectively).

Similarly the majority of respondents described their relationships with staff in the vehicle on their most recent court escort in positive terms (83%). However, positive responses regarding the comfort of the vehicle, cleanliness of the vehicle and the frequency of stops/comfort breaks were lower (30%, 51% and 38% respectively).

A majority of prisoners (85%) were of the opinion that they were treated with respect by staff in prison and two thirds (67%) viewed staff as positive role models.

### ***Health***

Approximately three quarters of respondents reported having attended both the nurse and doctor (77% and 73% respectively). Almost half of the prisoners participating in the survey saw the nurse within two days of asking to see them (46%), while one fifth (20%) saw the doctor within two days of requesting an appointment. Over one third of respondents stated it took over 10 days to see the doctor (35%).

Due to availability on site, prisoners tend to avail themselves of health services that they might not otherwise access in the community. Two fifths (41%) of prisoners indicated that they had attended the dentist with over half (56%) stating that it took more than 10 days to see the dentist. Approximately one third of prisoners reported having been seen by mental health staff (34%), with 31% of them stating it took over 10 days to be seen. A similarly significant number of respondents (42%) stated they waited over 10 days to see the optician.

**Table 3. Time waited to see health care staff**

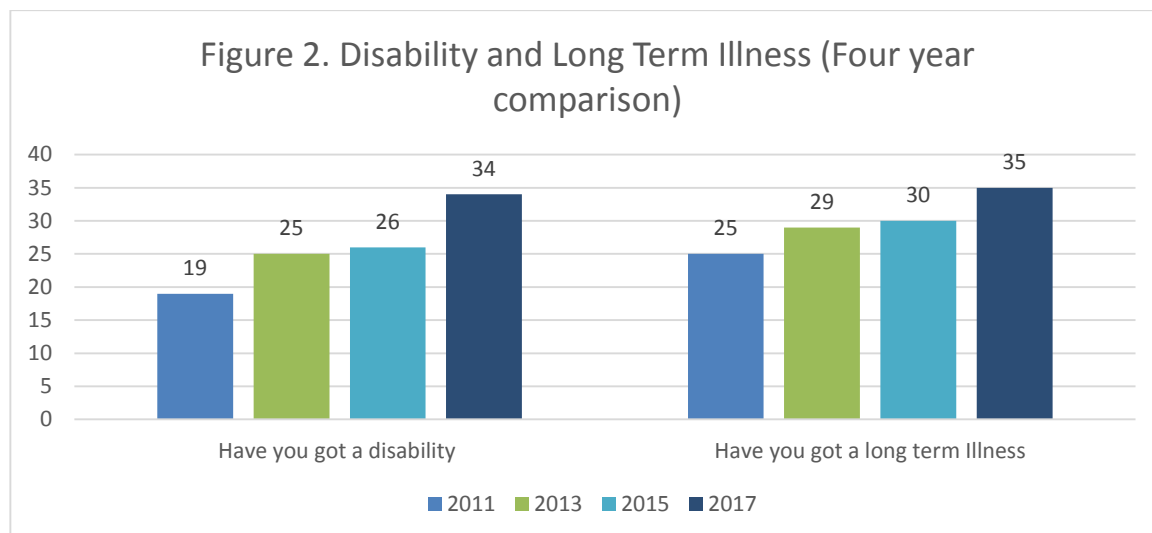
	<b>% of population to attend</b>	<b>Same Day</b>	<b>1-2 days</b>	<b>3-5 days</b>	<b>6-10 days</b>	<b>Over 10 days</b>	<b>Not Relevant</b>
Nurse	77	18	28	21	12	12	10
Doctor	73	4	16	16	18	35	11
Mental Health Staff	34	4	8	10	10	31	38
Dentist	41	1	2	5	9	56	27
Optician	25	1	1	2	7	42	47
Physiotherapist	11	0	0	3	3	23	71
Podiatrist	9	1	1	1	4	21	73
Occupational therapist	2	1	1	1	2	7	89

When asked to rate the quality of healthcare in their prison in general, six in ten prisoners (60%) rated it positively (as either ‘very good’, ‘good’, or ‘ok’).

### ***Disability & Long Term Illness***

One third of participants reported having a disability (34%); this number has increased from the 2015 survey results (26%). The number of individuals reporting to have a disability in prison has been continuously rising over recent years, as depicted in Figure 2. Of the 34% reporting to have a disability, over two thirds stated that staff were aware of their disability (70%).

A similar trend can be viewed with regards to those respondents reporting to have a long term illness. Some 35% of respondents reported having a long term illness in 2017, which is an increase from 30% in 2015 (See Figure 2). Of the 35% reporting to have a long term illness 66% stated that staff were aware of this.



A minority (7%) of prisoners stated that they required assistance in managing activities around the prison.

### ***Mental health & well-being***

Prisoners were asked questions on mental health by way of an instrument known as the Warwick-Edinburgh Mental Well-being Scale (WEMWBS) (See Table 4). As many as 83% reported ‘I’ve been able to make up my mind about things’, 75% said they were ‘thinking clearly’, and 74% said they were ‘dealing with problems well’.

Conversely, in the region of half of prisoners (55%) were ‘feeling interested in other people’, with a further 52% reporting they were ‘feeling loved’, and 51% stating they had ‘been feeling close to other people’.

<b>Table 4. Mental health &amp; well-being</b>	<b>None of the time</b>	<b>Rarely</b>	<b>Some of the time</b>	<b>Often</b>	<b>All of the time</b>
I’ve been feeling optimistic about the future	15	19	31	22	13
I’ve been feeling useful	21	23	29	20	7
I’ve been feeling relaxed	12	22	35	24	8
I’ve been feeling interested in other people	22	24	34	16	5
I’ve had energy to spare	14	22	29	22	14
I’ve been dealing with problems well	12	15	32	28	14
I’ve been thinking clearly	10	15	29	27	19
I’ve been feeling good about myself	15	23	31	20	12
I’ve been feeling close to other people	21	28	32	14	6
I’ve been feeling confident	14	19	31	22	14
I’ve been able to make up my own mind	7	10	24	29	30
I’ve been feeling loved	29	19	23	15	14
I’ve been interested in new things	17	19	30	20	14
I’ve been feeling cheerful	14	22	36	19	9

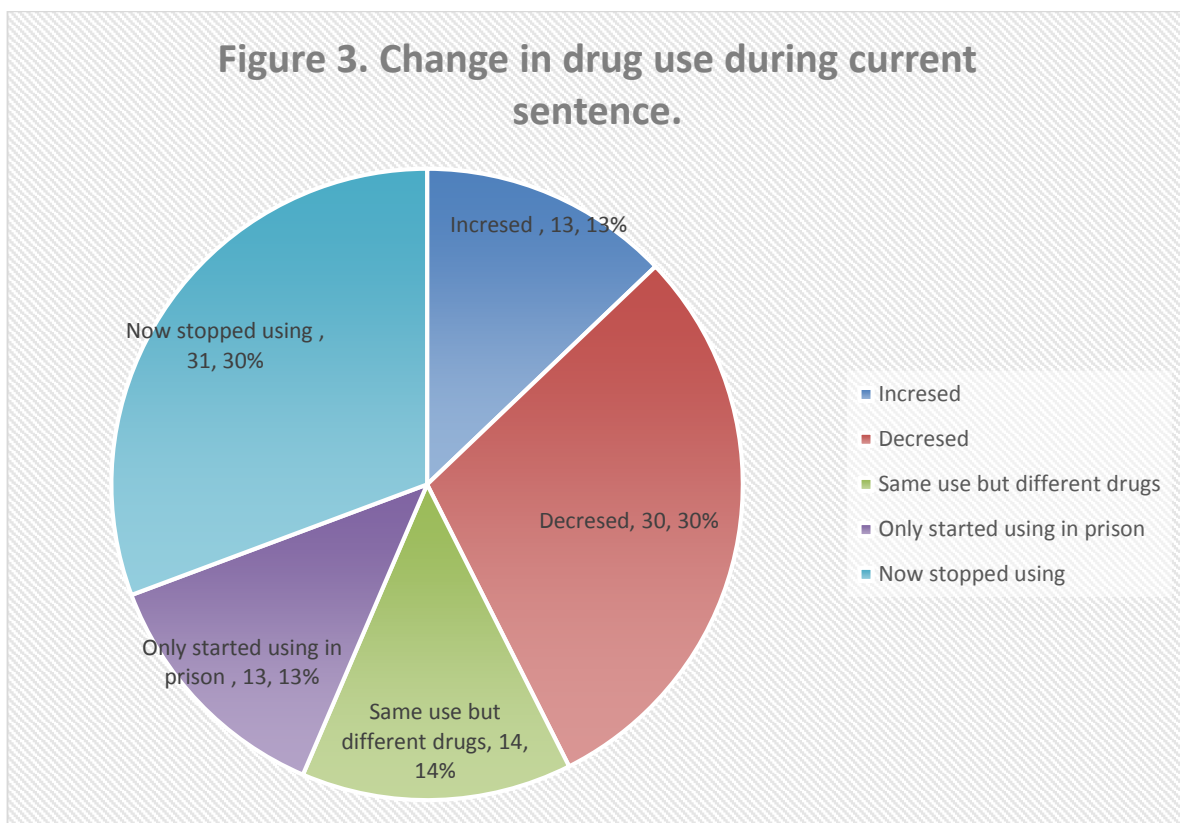
## Drug use

Prisoners were asked a series of questions about drug use before and during their current sentence.

Over one third of respondents stated that their drug use was a problem for them on the outside (36%), with 38% confirming that they had been under the influence of drugs at the time of their offence and 15% of prisoners reporting they committed their offence to get money for drugs.

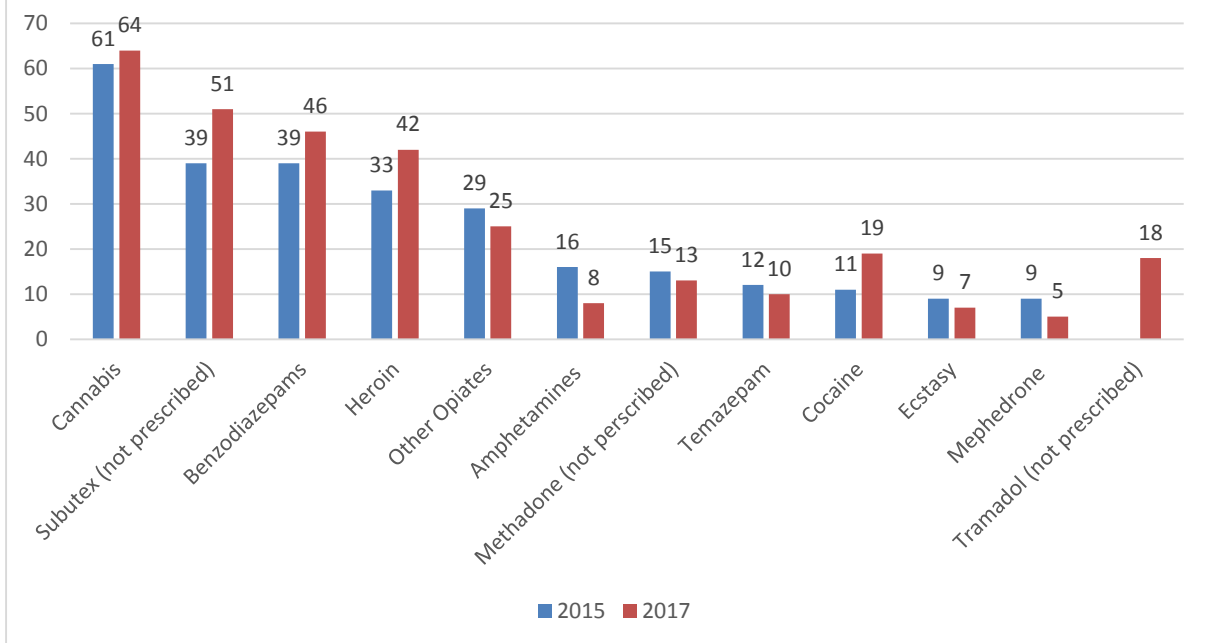
38% of respondents stated they would have accepted help for their drug problem on the outside had it been offered. Approximately one in five were receiving treatment for drug use before they were imprisoned (19%).

Approximately two fifths (39%) said that they had used illegal drugs in prison at some point, a figure which is down from 43% in 2015. Of these, 83% said their drug use has changed during their current period in prison. Approximately two thirds of respondents said their drug use had stopped or decreased (31% and 30% respectively), while 13% said it increased. A further 14% reported that they had the same use but different drugs and 13% stated they only started using drugs in prison, which is up from 10% in 2015. Nine percent thought that they were sharing their cell with a drug user (9%).



Just over one fifth of prisoners reported they had used drugs in the month prior to the survey while in prison (22%), a decrease of 2% since the 2015 survey. Figure 4, illustrates that the most commonly used drugs were cannabis (64%), subutex (51%), benzodiazepines (46%), and heroin (42%) all of which have increased in terms of usage since 2015 – see Figure 4.

**Figure 4 - Illegal drug use in month prior to survey  
2015/2017 comparison**



A minority of prisoners (5%) reported ever injecting drugs in prison, with 1% stating they injected in the month prior to the survey. Of these, 50% injectors (n=12) had shared their works. Heroin was reported as being the most commonly injected drug by this small group of prisoners.

One fifth of prisoners reported being prescribed methadone (20%). Of these, just under half were on a maintenance dose (48%), almost a third were on a stabilising dose (32%) and a fifth on a reducing dose (21%).

Prisoners were asked if during their time in prison, they had ever taken another prisoner’s prescribed medication. A quarter (26%) reported that they had done so.

***Naloxone use***

Prisoners were asked a series of questions regarding naloxone which is used to treat a narcotic overdose in an emergency situation.

Approximately one in five (18%) reported using naloxone at some point and 8% had been supplied naloxone in the last 12 months. Of those who were supplied naloxone in the last year over half (63%) were supplied it in prison and two thirds (67%) in the community. A minority (9%) of prisoners reporting in the survey had administered naloxone to someone else and, of these, 38% had done so in the last 12 month (Table 5 below).



Table 5. Naloxone use	Yes %	No %
Have you ever been supplied naloxone?	18	82
Have you been supplied naloxone in the past 12 months?	8	93
If <b>YES</b> , were you supplied take-home naloxone in <b>prison</b> ?	63	37
If <b>YES</b> , were you supplied take-home naloxone in the <b>community</b> ?	67	33
Have you ever administered naloxone to someone else?	9	91
If you have administered naloxone to someone else was this in the last 12 months?	38	62

A minority (7% [n= 172]) stated that naloxone had been administered to them by another individual. Two fifths of this population (39%) stated that this had been in the last 12 months.

### *New Psychoactive Substances*

Prisoners were also asked if they had used any New Psychoactive Substances (NPS) - drugs previously known by the discarded term ‘legal highs’ - both before going to prison and while in prison. Figure 5 details that 18% of prisoners had used NPS before going into prison, with synthetic cannabis being the most commonly used drug (70%) followed by stimulant (46%). Around a fifth (22%) used a hallucinogen and a minority (11%) were not sure what they were using.

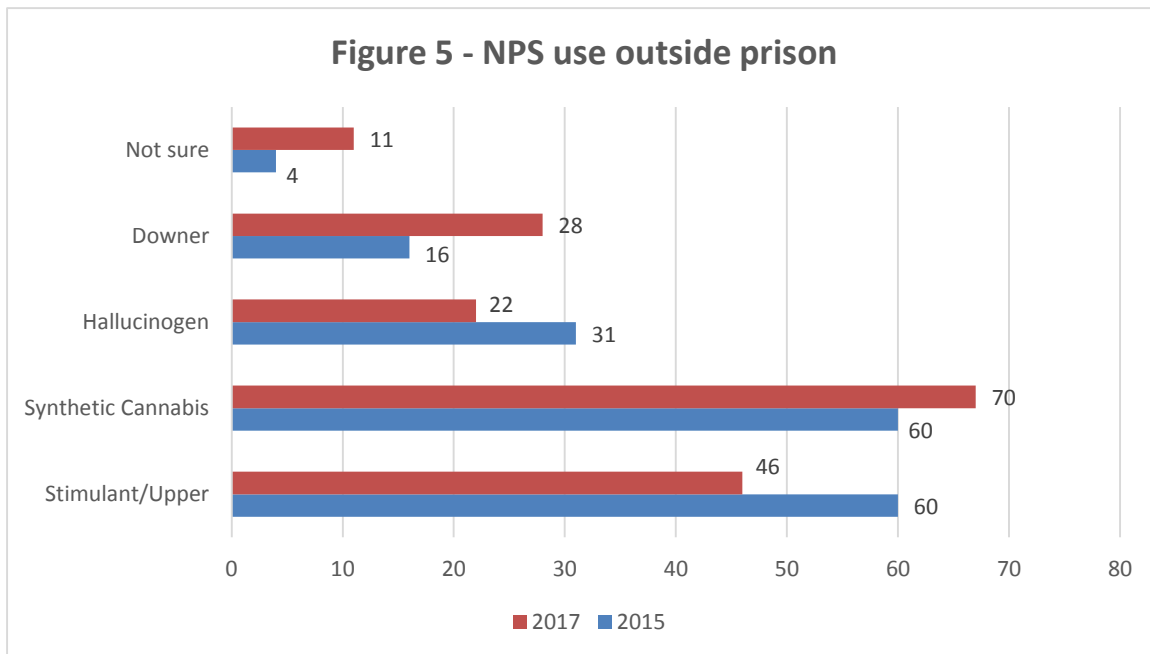
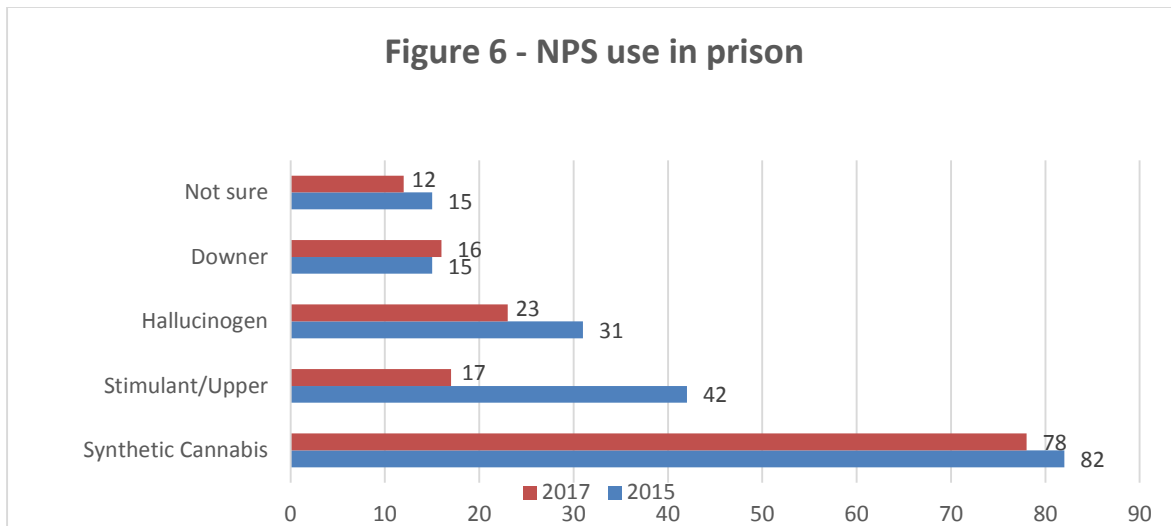


Figure 6 details NPS use in prison, almost one fifth (18%) said they had used NPS in prison, with synthetic cannabis again being the most commonly used (78%), followed by a hallucinogen (23%). More than one in ten prisoners stated that they were unsure which NPS they had taken while in prison (12%).



### *Drug services*

Prisoners were asked a series of general questions about drug treatment both before and during their current prison sentence. Two in five prisoners reported they had been assessed for drug use upon admission to prison (39%). In the region of one quarter of prisoners said they have been given the chance to receive treatment for drug use (28%) or that they have received help/treatment for drug use during their sentence (25%), both statements showing a decrease since 2013. Of the 25% who have received help or treatment for their drug use during their sentence a majority (82%) found it useful.

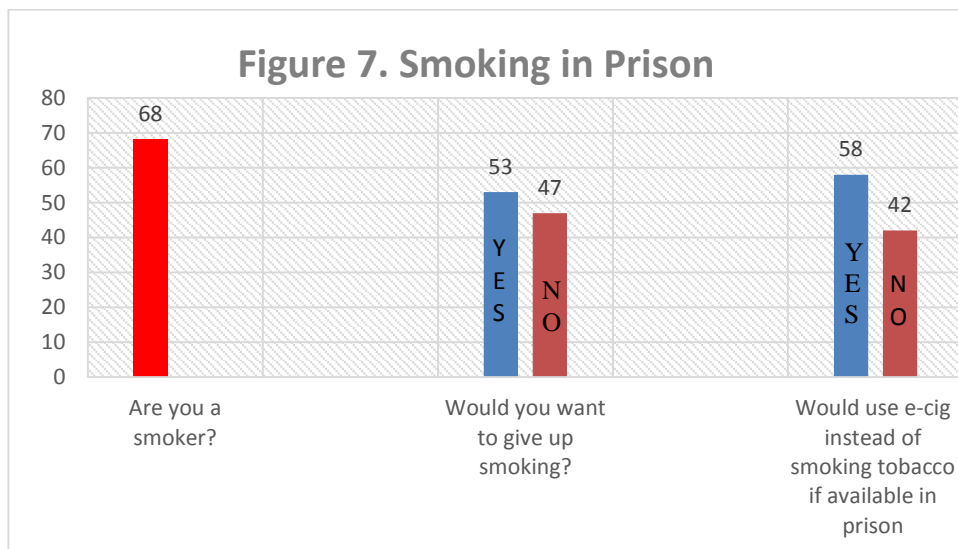
<b>Table 6. Drug services</b>	<b>2013</b>	<b>2015</b>	<b>2017</b>
I was assessed for drug use upon my admission to prison	46	39	39
If I was offered help for my drug problem <b>in prison</b> , I would take it.	42	42	40
I have been given the chance to receive treatment for drug use during this sentence.	33	28	28
I have received help/treatment for drug use during this sentence	36	28	25
I am worried that my drug taking will be a problem for me when I get out	21	24	22
If I was offered help for my drug problem <b>on the outside</b> , I would take it	28	39	38

Less than half of prisoners said if they were offered help for their drug problem in prison (40%) and on the outside (38%) they would take it. When asked if they were concerned that their drug taking would be a problem for them upon release, 22% responded 'yes' (24% in 2015).

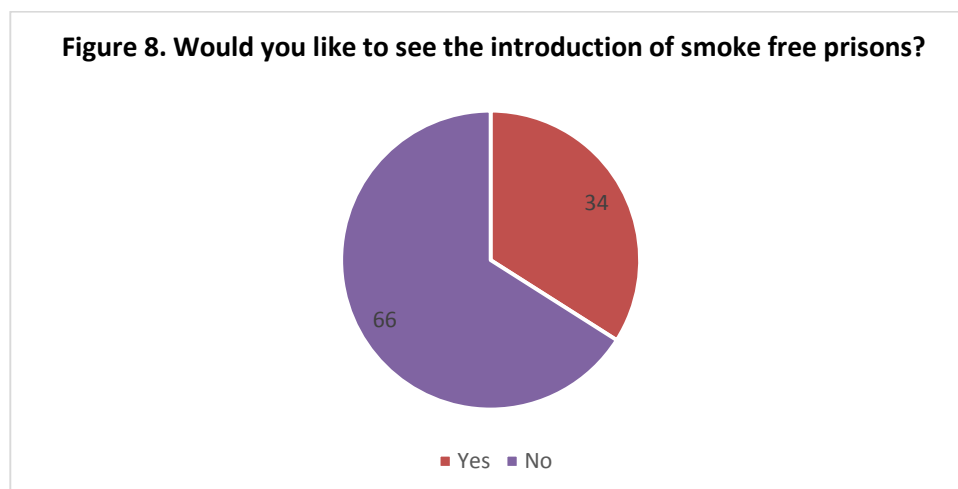
## Smoking

Two thirds of prisoners reported that they are smokers (68%). A quarter (24%) reported that they shared a cell with a smoker, down from 26% in 2015 and 34% in 2013. Wherever practicable, establishments will try to house smokers with other smokers. Over half of those who smoked expressed a desire to give up smoking (53%). Over two fifths of all respondents had received advice on smoking and its related health risks since coming into prison (43%) and approximately three quarters were aware of stop smoking services in the prison (72%). Some 48% indicated they would use this service to stop smoking, although a much smaller percentage of respondents has been referred to the service (26%).

Over two fifths of all respondents had previously used e-cigs (42%) and 58% reported that they would use e-cigs instead of smoking tobacco if they were available in prison.



Despite over 50% of the smoking population expressing a desire to give up smoking, a significant percentage of the prison population were opposed to the introduction of smoke free prisons (66%).



### ***Smokers and comorbidity issues***

SPS is committed to introducing a smoke free prisons policy on 30 November 2018 to protect and improve the health and well-being of both prisoners and staff. Intensive planning and a wide range of preparatory work continues to be carried out in the lead up to no smoking in Scottish prisons including consultations, awareness sessions and independent surveys through the Tobacco in Prisons Study being undertaken. In order to inform the smoke free prisons agenda, the following analyses provide insights into ‘co-morbidity’ issues reported by smokers. The tables below compare smokers’ responses with non-smokers. Perhaps unsurprisingly, smokers reported considerably more problematic issues in relation to mental health, drug related behaviour and alcohol use, registering ‘worse’ scores on every item

### ***Smokers’ vs Non-Smokers - Mental health & well-being***

When data from the Warwick-Edinburgh Mental Well-Being Scale (WEMWBS) is analysed, non-smokers reported more positively on all questions (see Table 7).

<b>Table 7. Mental health &amp; well-being: comparison of ‘positive ratings’ women and men in custody</b>	<b>‘Some’, ‘Often’, and ‘All of the time’ (%)</b>	
	<b>Smoker</b>	<b>Non-Smoker</b>
I’ve been feeling optimistic about the future	64	72
I’ve been feeling useful	54	61
I’ve been feeling relaxed	64	72
I’ve been feeling interested in other people	50	62
I’ve had energy to spare	60	70
I’ve been dealing with problems well	70	80
I’ve been thinking clearly	72	82
I’ve been feeling good about myself	60	68
I’ve been feeling close to other people	50	56
I’ve been feeling confident	63	72
I’ve been able to make up my own mind about things	83	87
I’ve been feeling loved	48	60
I’ve been interested in new things	62	67
I’ve been feeling cheerful	61	71

### ***Smokers’ vs Non-Smokers - Drug use***

Table 8 below shows the considerable differences between those prisoners who smoke and those who do not in relation to drug use at the time of their offence.

<b>Table 8. Drug use at the time of offence Smokers vs Non-Smokers</b>	<b>% of Smokers</b>	<b>% of Non-Smokers</b>
My drug taking was a problem for me on the outside	46	14
I was under the influence of drugs at the time of my offence	49	15
I committed my offence to get money for drugs	19	6
I was receiving treatment for my drug use before my imprisonment	25	5
Are you being prescribed methadone?	26	14

### ***Smokers' vs Non-Smokers - Drug services***

In respect of drug treatment both before and during their current prison sentence, smokers generally expressed a much greater need for assistance.

<b>Table 9. Drug Services - Smokers vs Non-Smokers</b>	<b>Smoker</b>	<b>Non-Smoker</b>
I was assessed for drug use upon my admission to prison	49	16
If I was offered help for my drug problem <b>in prison</b> , I would take it.	50	17
I have been given the chance to receive treatment for drug use during this sentence.	35	12
I have received help/treatment for drug use during this sentence	32	9
I am worried that my drug taking will be a problem for me when I get out	30	6
If I was offered help for my drug problem <b>on the outside</b> , I would take it	48	17

### ***Smokers' vs Non-Smokers - Alcohol use***

On issues relating to alcohol use/dependency inside and outside prison and, again, smokers register with much higher levels of presenting problems.

<b>Table 10. Alcohol use - Smokers vs Non-Smokers</b>	<b>Smoker %</b>	<b>Non Smoker %</b>
I was drunk at the time of my offence	46	24
My drinking affected my ability to hold down a job	22	9
My drinking affected my relationship with family	39	17
If I was offered help <b>in Prison</b> for alcohol problems I would take it	45	27
If I was offered help <b>on the outside</b> for alcohol I would take it	42	27
I am worried that alcohol will be a problem for me when I get out	23	10

### *Alcohol use*

All prisoners were asked a number of questions about alcohol use/dependency inside and outside prison. Two in five prisoners who completed a questionnaire reported being drunk at the time of their offence (39%), a small decrease of 2% since 2015. Approximately one in five reported that drinking affected their ability to hold down a job (18%) and one third of prisoners admitted that their drinking affected their relationship with their family (32%).

Over one third of prisoners said that if they were offered help for alcohol problems in prison they would take it (39%) and if they were offered help for alcohol problems on the outside, they would take it (37%). More prisoners reported that they were worried that alcohol will be a problem for them when they are released from prison in 2017 (19%) than in 2015 (17%). This can be seen in Table 11.

<b>Table 11. Alcohol use</b>	<b>2015 Yes (%)</b>	<b>2017 Yes (%)</b>
I was drunk at the time of my offence	41	39
My drinking affected my ability to hold down a job	19	18
My drinking affected my relationship with family	32	32
If I was offered help <b>in Prison</b> for alcohol problems I would take it	37	39
If I was offered help <b>on the outside</b> for alcohol I would take it	39	37
I am worried that alcohol will be a problem for me when I get out	17	19



Only a minority (4%) of prisoners reported they used alcohol in the last month while in prison. Over a quarter (29%) were assessed for alcohol use on their admission to prison (37% in 2015). Almost a quarter of participants had been given the chance to receive treatment for alcohol problems during their sentence (23% in 2017; 25% in 2015). One in seven (14%) had received help/treatment for alcohol problems during their sentence (14% in 2015 and 20% in 2013). Of those who did receive treatment, 85% stated that they found it useful (94% in 2015).

As part of the 2017 survey, the Alcohol Use Disorders Identification Test (AUDIT) was incorporated into the section asking prisoners about their alcohol use prior to going to prison. Table 12 shows the responses to each of the 10 AUDIT questions.

**Table 12. AUDIT**

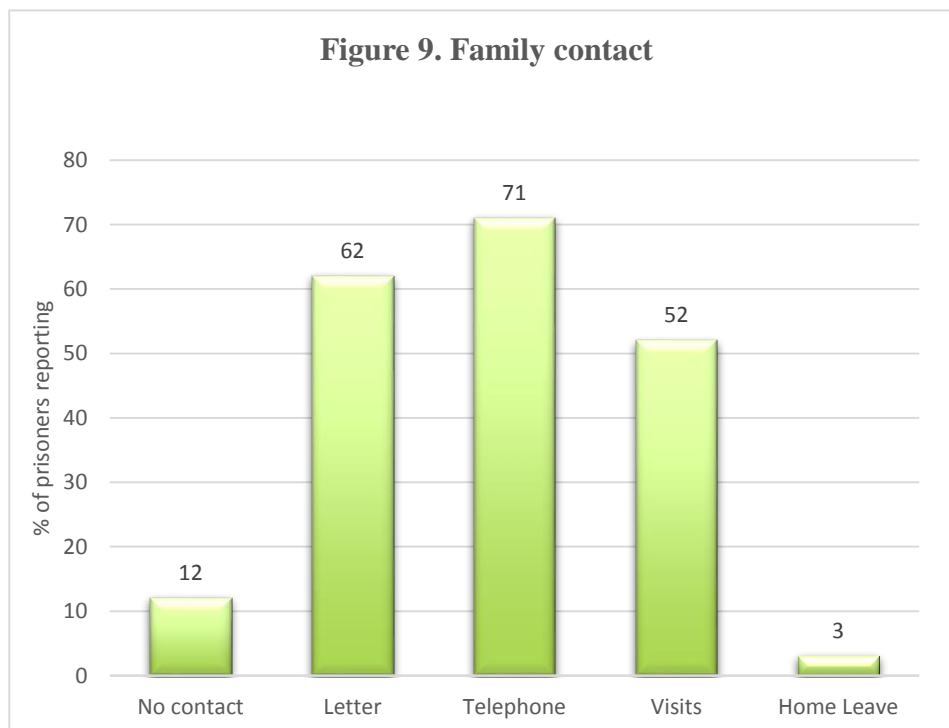
How often do you have a drink containing alcohol?	<b>Never</b>	<b>Monthly or less</b>	<b>2 to 4 times a month</b>	<b>2 to 3 times a week</b>	<b>4 or more times a week</b>
	24	24	17	18	18
How many drinks containing alcohol do you have on a typical day when you are drinking?	<b>1 or 2</b>	<b>3 or 4</b>	<b>5 or 6</b>	<b>7, 8 or 9</b>	<b>10 or more</b>
	19	16	18	16	31
	<b>Never</b>	<b>Less than monthly</b>	<b>Monthly</b>	<b>Weekly</b>	<b>Daily or almost daily</b>
How often do you have six or more drinks on one occasion?	27	19	13	22	19
How often during the last year have you found that you were not able to stop drinking once you had started?	67	5	4	9	14
How often during the last year have you failed to do what was normally expected from you because of your drinking?	70	7	5	8	11
How often during the last year have you needed a first drink in the morning to get yourself going after a heavy drinking session?	76	4	3	5	12
How often during the last year have you had a feeling of guilt or remorse after drinking?	67	9	4	7	13
How often during the last year have you been unable to remember what happened the night before because you had been drinking?	63	10	7	9	11
		<b>No</b>	<b>Yes, but not in the last year</b>	<b>Yes, during the last year</b>	
Have you or anyone else been injured as a result of your drinking?	54	30	16		
Has a relative or friend or a doctor/health worker been concerned about your drinking or suggested you cut down?	67	17	16		

Three quarters (77%) of prisoners drink alcohol, with almost a fifth doing so four or more times a week (18%). On a typical day when they are drinking, approximately a third of prisoners said that they would drink 10 or more drinks (31%).

A fifth of prisoners said that they have six or more drinks on one occasion weekly (22%), with a further 19% saying they would do this daily or almost daily. Around a fifth of prisoners said that weekly, or daily or almost daily, they: - found that they were not able to stop drinking once they had started (23%); failed to do what was normally expected of them because of their drinking (19%); needed a first drink in the morning to get themselves going after a heavy drinking session (17%); had a feeling of guilt or remorse after drinking (20%); or had been unable to remember what happened the night before because they had been drinking (20%).

### ***Visits and contact with family and friends***

Prisoners were asked to comment on a number of aspects relating to family contact. Nine in ten prisoners were in regular contact with someone outside the prison (89%). The most common forms of contact were telephone (71%), followed by letter (62%) and visits (52%). A third of prisoners received visits weekly (33%), while 13% received visits fortnightly, and 13% received visits monthly. A minority (3%) who were nearing the end of their sentence were eligible for 'Home Leave' (Figure 9).



In order to gauge their views on the quality of visits, prisoners were asked to consider a number of aspects relating to visits. Generally, prisoners rated visits in positive terms ('very good', 'fairly good', or 'ok').

The majority of respondents reported positively on ability to arrange visits (83%), access to family and friends (84%), and facilities for disabled visitors (82%). Eight in ten respondents were happy with the facilities for children (82%), the quality of the visit (80%) and the timing of visits (77%). Around three quarters were content with the length of visit (72%), and access to the Family Contact Officer (72%). Additionally, four out of every five respondents considered that respectful behaviour was shown by staff in relation to visits (79%).

***Visit Problems***

Table 13 illustrates that less than half of prisoners reported that their visitors experienced problems when visiting them in prison (47%); this is down from 52% in 2015. Prisoners who identified a problem were asked to specify the nature of the difficulty experienced. The problem reported most frequently by those prisoners expressing dissatisfaction was the distance of the prison from their home (70%), (57% in 2015). This was followed by the cost involved in getting to the prison (55%), (61% in 2015).

Other reported problems were due to location (41%), lack of transport (38%), the stress of the visit (32%) and childcare issues (13%). The percentage of prisoners reporting difficulties with visits reduced in 2017 perhaps due to the greater emphasis put on visiting and maintaining family contact by SPS and associated agencies.

**Table 13. Difficulties experienced by prisoners’ visitors**

	<b>2015</b>	<b>2017</b>
<b>% of those prisoners reporting difficulties</b>	<b>(52%)</b>	<b>(47%)</b>
Distance	57	70
Cost	61	55
Location of prison	31	41
No Transport	29	38
Stress of visit	26	32
Childcare		13

***Family issues & support***

One in five prisoners reporting had received help with family issues in prisons (20%). Around half had received help from their personal officer (43%) and/or the Family Contact Officer (FCO) (50%). Sixteen percent received help from a prison social worker and eight percent from an outside social worker, quite a marked drop compared to the 19% who reported receiving help from outside social work in 2015. Some 8% had help from a Priest, 7% from a Minister and 11% from an Imam (2% in 2015).

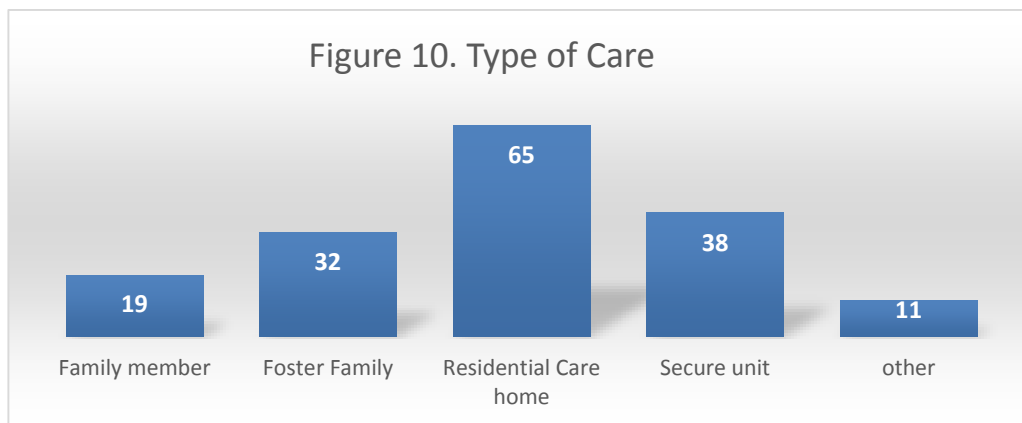
***Prisoners’ Children***

Almost two thirds of those taking part in the prisoner survey reported having children (62%). Of these, two in five (40%) had one child and approximately a third (30%) had two children. Around a third of prisoners (32%) said they had more than two children, with 16% stating they had three children, 7% having four children, 4% having five children and a further 3% having six or more children.

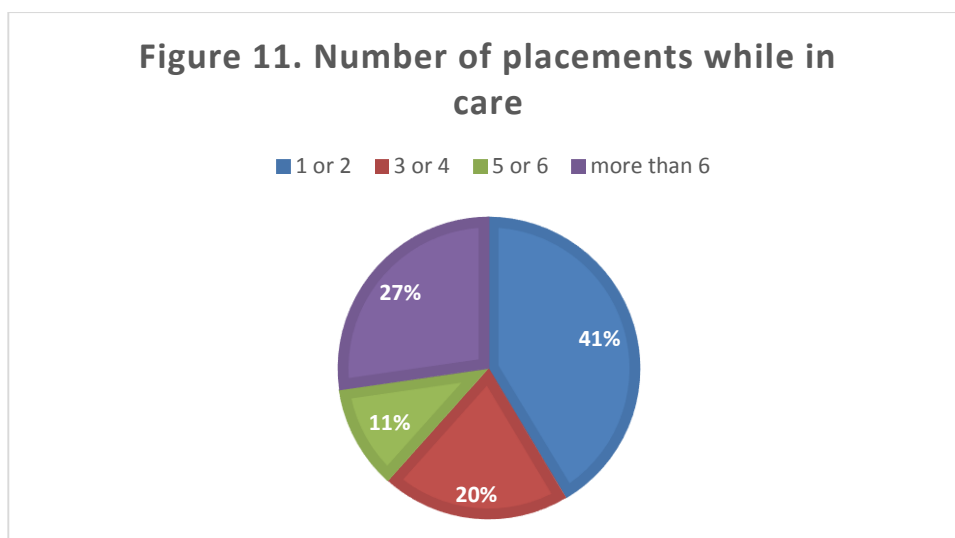
Just over a third of prisoners (35%) were receiving visits from their children, while 65% said they were not. A similar number of prisoners who were caring for their children before they went into prison (57%) also thought that they would be caring for their children when they were released (53%). One in four (25%) of prisoners thought that they would not be caring for their children when they were released and a similar percentage (22%) of prisoners did not know.

***In Care as a child***

One quarter of prisoners indicated that during their up-bringing they had been in care (26%) and over half had been in care at the age of sixteen (56%).



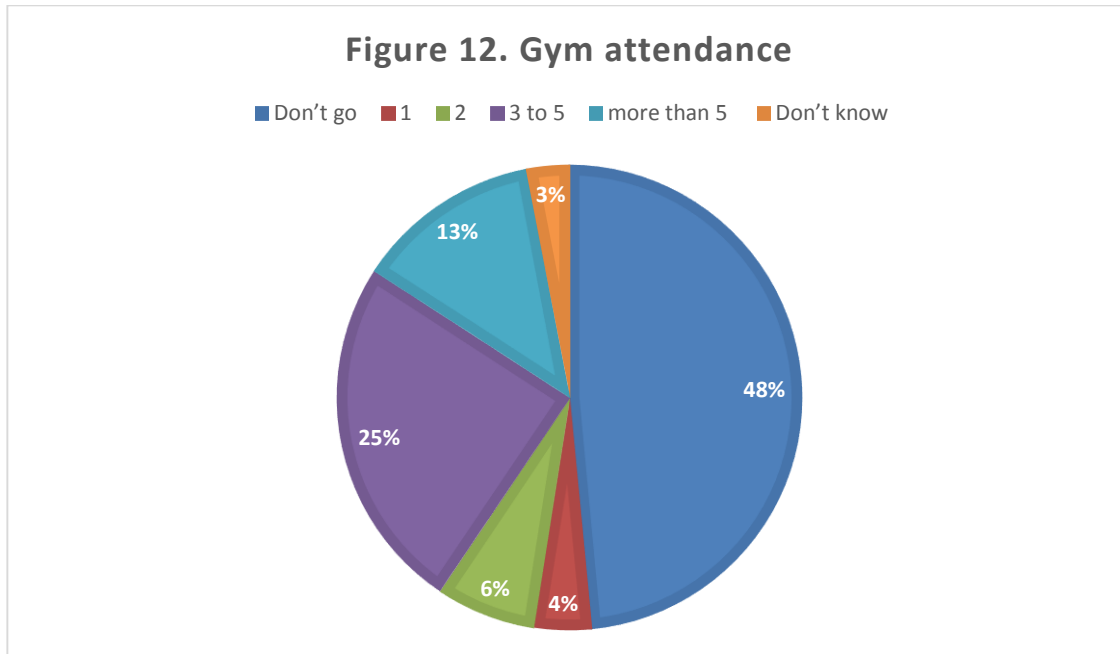
Respondents were asked how many placements they had while in the care system: - two in five individuals reported having one or two placements (41%), one in five reported having between three and four placements (20%), 11% reported having five or six placements and over a quarter of those individuals reporting having been in the care system highlighted having more than six placements (27%).



## ***Hygiene and Fitness***

When asked how many times a week prisoners have at least 30 minutes of moderate exercise (like brisk walking), approximately one quarter said one or less times per week (29%) or two to four times per week (28%), while over two fifths (43%) said five or more times per week.

When asked how many times a week prisoners go to the gym almost half of all respondents stated they did not go to the gym (48%). One quarter of respondents highlighted they attended the gym more than 3 - 5 times a week.



## ***Cleanliness***

Eight out of ten respondents rated the cleanliness of their hall (84%), toilets (84%) and showers (81%) as 'ok', 'fairly good' or 'very good'. Less positively, only six in ten prisoners (63%) reported being content with the cleanliness of their cell when they first moved in. A majority (89%) of prisoners said that they got access to clean bed linen every week.

## ***Food and Canteen***

Although eight in ten respondents were content with the time meals were served (80%), only six in ten were content with the menu choice (61%) and the portion size (60%) and just over half responded positively with regards to the condition of the food when it arrived (56%).

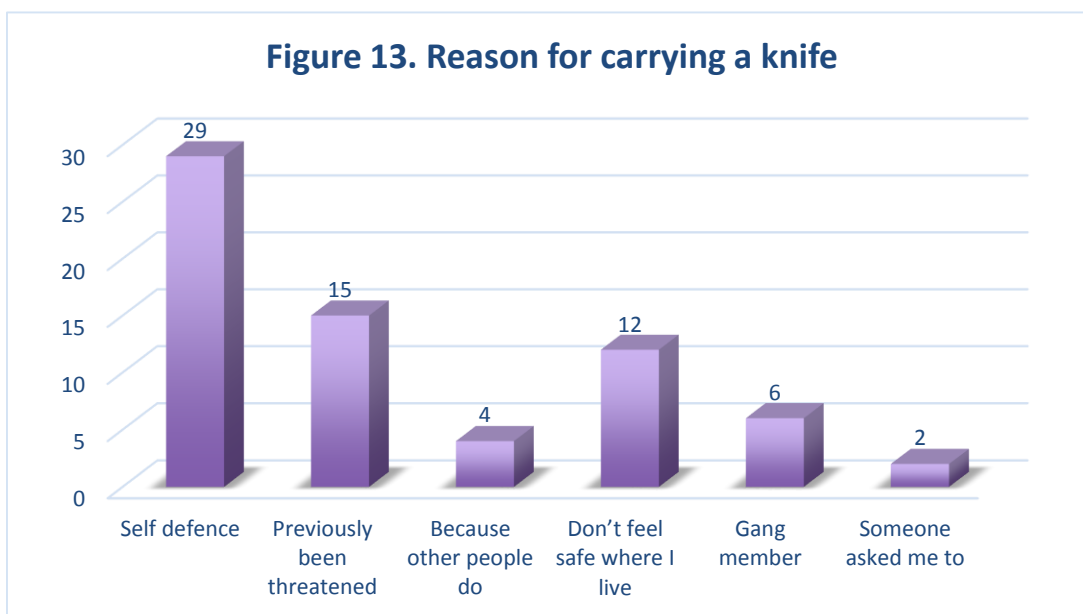
Only one in eight prisoners said that the food in their prison did not reflect their cultural/religious needs (13%). The majority of prisoners were content with the accuracy of their order (91%) from the canteen. Prisoners were less content with the price (64%) and selection of goods (57%). Almost three quarters (72%) reported being satisfied with the canteen system 'overall'. A majority (94%) of prisoners said that they had no difficulty understanding/completing the canteen order form.

## Knife Crime

Table 14 shows almost two fifths of the respondents reported they have carried a knife (41%), this highlights a drop in numbers since the 2015 survey where 46% of respondents reported carrying a knife. A fifth of prisoners (21%) said they have carried a knife in the last 12 months. Just over a third of prisoners (37%) indicated they have been a victim of knife crime. A similar number of prisoners (31%) had used a knife to injure someone. Just over a third (35%) have been convicted of a knife crime, with three in ten (29%) stating they have been cautioned by the police for carrying a knife. Approximately one in seven respondents stated that they would carry a knife again (16%). When asked, 9% of respondents admitted that they were a gang member.

Table 14. Knife crime	2015 Yes (%)	2017 Yes (%)
Have you ever carried a knife?	46	41
Have you carried a knife in the 12 months before coming into prison?	23	21
Have you been a victim of knife crime?	36	37
Have you ever used a knife to injure someone?	33	31
Have you ever been cautioned by the Police for carrying a knife?	30	29
Have you ever been convicted of a knife crime?	37	35
If you were cautioned for carrying a knife would this stop you?	44	40
Are you a gang member?	10	9

Over a quarter of those reporting who carried a knife (29%) did so for self-defence, with one in ten stating they carried a knife because they do not feel safe where they live (12%) or because they have previously been threatened (15%). A full breakdown of the reasons for carrying a knife can be found in Figure 13.





## ***Domestic Violence***

Approximately one in four prisoners (24%) reported they had been involved in violence towards their spouse or partner, with 20% saying they had been convicted of an offence involving violence towards their spouse or partner. A similar number (28%) wished to access interventions/support services which would help them with issues of violence in the home. Approximately one in three prisoners (30%) reported being a victim of violence from their spouse or partner. As a child, two in five prisoners (40%) had witnessed violence between their parents/carer.

## ***Safety***

Over eight in ten prisoners (84%) expressed no fear for their safety in the last month. The minority of prisoners who reported fears for their safety (16%) were asked to indicate who made them fear for their safety.

Two thirds (66%) of these respondents expressing concern highlighted that another prisoner made them fear for their safety, 44% feared for their safety from a group of prisoners, 28% from a prison officer, 16% from a group of prison officers (excluding control and restraint), and 4% from a non-uniformed member of staff. This is broadly in line with figures from previous years.

The minority of prisoners (16%) who expressed fear for their safety reported that the hall generally (59%) caused them the greatest concern. Other areas of concern were their cell (38%), corridors and stairwells (35%) and recreation (28%). The area in which prisoners expressed least concern for their safety was the segregation unit (7%). Fears for safety are detailed in Table 15.

<b>Table 15. Areas feared for safety</b>	<b>Of those reporting fear for their safety (15%): Areas of concern</b>
Hall generally	<b>59</b>
Cell	<b>38</b>
Corridors/Stairwells	<b>35</b>
Recreation	<b>28</b>
Workshop/Work-party	<b>26</b>
Toilets>Showers	<b>22</b>
The reception area	<b>11</b>
Segregation Unit	<b>7</b>
Other	<b>21</b>

## ***Bullying***

Prisoners were asked to indicate whether they had experienced any bullying in the last month, with a minority 16% of prisoners saying that they had. Of those who felt bullied, 28% said that they reported it. Of those who indicated that they had been bullied (16%), over half said that

this involved name calling (69%). Other common types of bullying involved physical abuse (46%), and property/possessions (26%). A full breakdown of the types of bullying prisoners have indicated they faced are detailed in Table 16.

<b>Table 16. Type of bullying</b>	<b>2015</b>	<b>2017</b>
	<b>Prisoners reporting bullying (12%)</b>	<b>Prisoners reporting bullying (16%)</b>
Name calling	49	69
Physical abuse	28	46
Possessions/Property	23	26
Drugs	21	24
Money	16	20
Sexuality insults	15	21
Racial insults	15	8
Religious insults	15	14
Sexual abuse	9	8
Age	9	10
Disability insults	9	22
Transgender		3

### ***Accommodation***

Prisoners were asked to specify the type of accommodation in which they lived prior to coming into prison. Respondents were allowed to pick more than one response based on the fact that they may have had various living arrangements prior to coming to prison. Over one third (35%) reported they were a council tenant before going to prison, 17% reported being an owner/occupier, 16% rented privately. Half of prisoners who specified said that they lost their tenancy/accommodation when they went to prison (49%).

Prisoners were also asked to specify where they would live following their release from prison. Over a third answered they did not know where they would be staying upon their release (35%). Over one fifth specified they would be a council tenant (22%) while 13% said they would be an owner/occupier and a further 9% stated they would live in private rented accommodation.

### ***Literacy & Numeracy***

Prisoners were asked to detail whether they had any problems with reading, writing or numbers. Over one in ten prisoners reported that they had difficulty with writing (15%), reading (12%) and/or numbers (14%).

Those who stated they have problems were asked if they would like help. Approximately three in four of those with problems indicated they would like help with their numbers (75%) and writing (73%). Fewer felt they would like help with reading (68%).

Prisoners were asked if they had ever been assessed or diagnosed for any of the following:

**Table 17.**

	<b>Never been Assessed (%)</b>	<b>Diagnosed (%)</b>
<b>Autism (Aspergers)</b>	97	1
<b>ADHD</b>	89	5
<b>Anxiety/Panic disorders</b>	71	20
<b>Bi polar disorder</b>	93	3
<b>Depression</b>	57	28
<b>Eating disorders</b>	97	1
<b>Schizophrenia</b>	94	3
<b>Dementia</b>	99	1
<b>Personality disorder</b>	90	5
<b>Dyslexia</b>	91	5

The majority of prisoners reported having never been assessed and a minority confirmed they had been diagnosed. The most common diagnoses were for depression (28%) and anxiety/personality disorder (20%).

### ***Learning Centre***

Over half of those reporting had attended a learning centre whilst in prison (56%), a 10% rise in attendance since 2015 (46%). Approximately half have attended IT (51%), Art (52%) and Literacy and Numeracy (60%) and Education (45%). One in ten respondents had taken part in distance learning (10%) or the Open University (10%).

When asked how many times prisoners use the library each week, half said that they do not use it (49%). Just over a quarter of respondents said they use it once a week (29%). A minority use the library more frequently (9% said twice per week and 6% more than three times a week).

### ***Equality and Diversity***

Respondents were asked if information had been communicated to them in a manner that they understand (native language, braille, large print, signing, etc.). Table 18 shows that approximately eight in ten felt that the meal menus (79%), induction (76%) and the Reception/ Admission procedures (76%) were communicated in a way they understood. There was less satisfaction with other topics - half of prisoners felt that information on human rights/equality and diversity (52%) and freedom of information (48%) had been communicated adequately.

<b>Table 18.</b>		
<b>Communication Procedures</b>	<b>Yes (%)</b>	<b>No (%)</b>
Meal menus	79	21
Induction	76	24
Reception/Admission procedures	76	24
The visit process/Family contact	71	29
Education/Learning	72	28
Healthcare	70	30
Programmes	60	40
Violence/Anti-bullying	61	39
Prison rules/Complaints	58	42
Service providers/ Community contact	53	47
Human Rights/ Equality and Diversity	52	48
Freedom of information	48	52

Prisoners were also asked if during their current sentence they had personally experienced discrimination. The vast majority of prisoners indicated they had not experienced any type of discrimination. However, one in ten stated they had experienced discrimination regarding their religion or belief (9%) and/or disability (9%). A full breakdown of those who experienced discrimination is detailed in Table 19 below.

<b>Table 19. Experienced discrimination</b>		
	<b>Yes (%)</b>	<b>No (%)</b>
Religion or belief	9	91
Your age	8	92
Disability	9	91
Race	5	95
Sexual orientation	5	95
Sex (gender)	3	97
Gender assignment	2	98
Marriage/civil partnership	2	98

Of those who experienced discrimination, less than a fifth (16%) reported it. This figure has fallen considerably since 2015 where 25% of those individuals who had experienced abuse stated they would report it. Similarly the number of those individuals who were satisfied with the way the matter was dealt with has dropped markedly from 37% in 2015 to 14% in 2017. A majority (90%) of prisoners believed that convicted/sentenced prisoners should have the right to vote in elections.

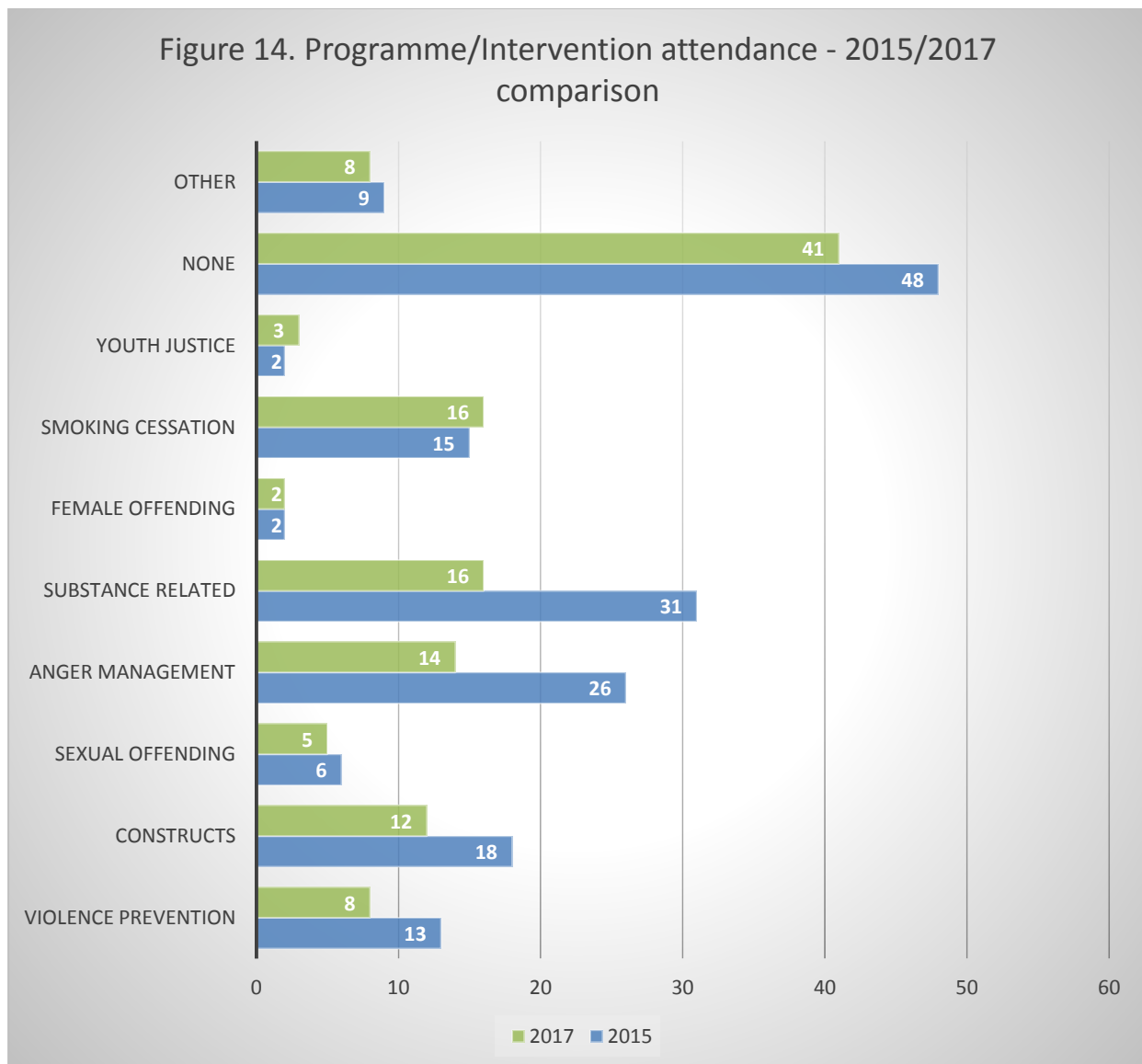
### ***Beliefs***

More than four out of five prisoners reported being able to practice their religion/belief in their prison (85%) and felt their religion/belief was respected by staff (83%) and by other prisoners (82%).

### *Programmes/Interventions*

Prisoners were asked to specify which, if any, programme/intervention they had attended while in prison, the data gathered highlights some significant changes with regards to the uptake of particular programme interventions. Between 2015 and 2017 (Figure 14 below) one in six of respondents attended Substance Related programmes (16%) in 2017, compared to almost a third (31%) in 2015. Similarly one in seven (14%) attended Anger Management in 2017, compared to 26% in 2015. However, despite the reduction in uptake of particular programme/interventions the number of individuals reporting to have attended no programme or intervention to address their offending behaviour has fallen from 48% to 41%.

Approximately two thirds of those who attended a programme reported completing it (69%) and a similar number were of the opinion it was helpful in addressing issues relating to their offending (71%). Two fifths of those reporting thought that staff in the SPS were helpful in supporting them with their offending behaviour (42%).



## ***Prison Rules***

Over three quarters of those reporting understood the process of accessing the ‘Complaints Procedure’ (77%) and felt that when they raised an issue with staff that it was dealt with fairly (77%). Slightly less reported that staff offered them support to help them deal with their problems (71%) or that staff cared about their well-being (66%) (Table 20 below).

<b>Table 20. Prison Rules</b>	<b>Yes (%)</b>	<b>No (%)</b>
Have you had any difficulties in accessing a copy of the Prison Rules?	36	64
Do you understand how to access the Complaints Procedure?	77	23
When I raise an issue with staff it is dealt with fairly	77	23
Staff offer support to help me deal with my problems	71	29
I believe I am viewed by staff as a valued individual in the prison	59	41
I believe that staff care about my wellbeing	66	34

## ***Work in prison***

Prisoners were asked to comment on a number of issues relating to work in prison. Just over three quarters (79%) of prisoners reported that they had undertaken work in prison. Of these, approximately two thirds stated that prison work had helped them learn new skills (65%), over half stated that it had helped them to learn to work with other people (59%), that it had helped them to take more responsibility (59%) and that work in prison helped them to learn to work regular hours (55%). Over one third of prisoners believed that prison work would help them get a job upon release (36%).

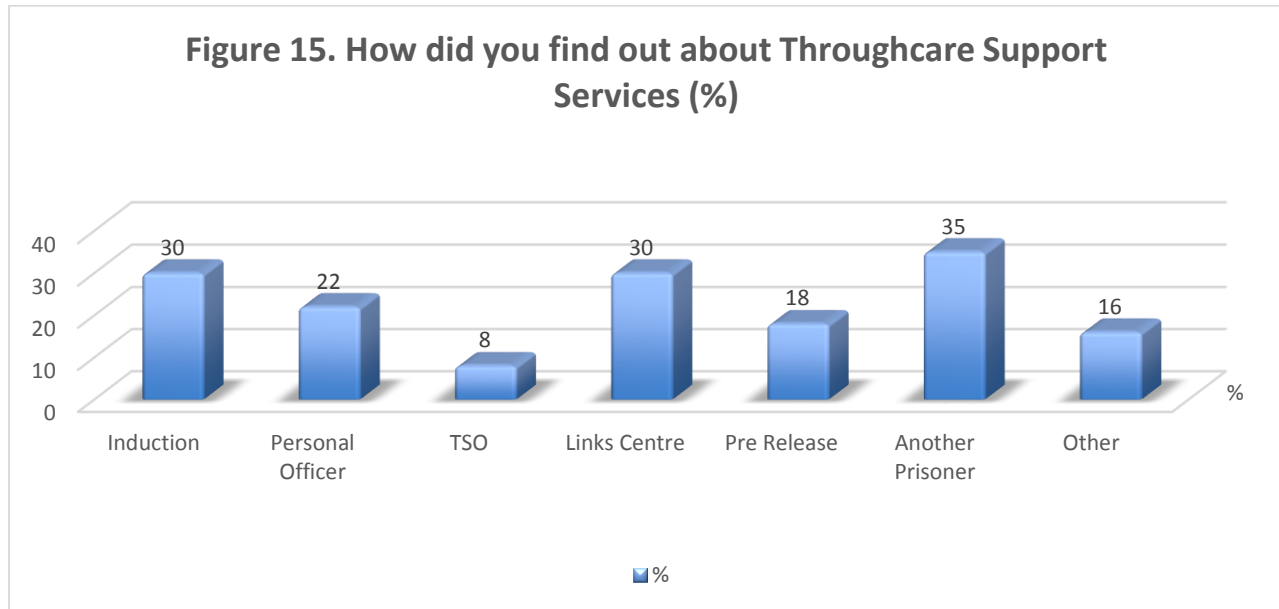
## ***Voluntary work***

Prisoners were asked to comment on the benefits of volunteer work. Almost half of all respondents stated they had participated in voluntary work outside of prison (43%).

Respondents were generally positive in terms of the perceived benefits of volunteer work. Over two thirds were of the opinion that volunteering would help them gain skills and experience for employment (69%). Three quarters of respondents felt that volunteering could give them a sense of well-being and self-respect (76%) and felt that volunteering could help people integrate into their community (75%).

### ***Throughcare Support Services***

Two fifths (41%) of the prisoner population reported that they were aware of Throughcare support services. When asked how they found out about Throughcare Support services, over a third (35%) stated that another prisoner told them about Throughcare and under a third (30%) stated they were informed about this form of support during their Induction or in the Links Centre.



### ***Preparation for release***

Almost one third of prisoners had accessed services while in prison in order to help them prepare for release (29%). Of those who accessed services, 56% had sought advice in relation to housing and 40% in relation to welfare benefits. A full breakdown of the services accessed can be seen in Table 21 below.

<b>Table 21. Preparation for release % of prisoners accessing services (29%)</b>	
Housing	56
Welfare/Benefits	40
Addictions	39
Employment	27
Throughcare	25
Health	22
Financial advice	14
Training	11
Relationships	8
Other	10

Prisoners were then asked to rate the services they accessed. Overall, prisoners rated services in positive terms ('very good', 'good', or 'ok'). Of those accessing services, the majority of respondents reported positively on the Throughcare service (82%), Addictions services (81%) and Welfare benefits services (78%).

### *Served in the Armed forces*

Less than one in ten prisoners reported being a member of the Armed Forces (9%). Three quarters of those reporting (76%) were in the Army, 8% were in the Navy, 8% were in the Air Force and 8% were Reservists. Of those who had been in the Armed Forces over half reported that their method of discharge was 'Normal' (59%), over a quarter 'Medical' (28%), one in eight 'Administrative' (12%) and a minority 2% were still serving.

### *Change over time*

In terms of everyday living, prisoners' ratings of the main components that comprise prison existence – atmosphere, cleanliness, hygiene, food and visits – have been remarkably consistent and favourable over the years. The atmosphere in the hall is a key measure of order, safety and the organisation of the daily regime. Consistently high positive ratings have been reported across the years, as Table 22 shows.

**Table 22. Atmosphere 2004-2017**

How would you describe the atmosphere in your hall or dormitory?									
2004	2005	2006	2007	2008	2009	2011	2013	2015	2017
88	90	86	86	85	85	87	88	86	87

Cleanliness has been maintained or improved upon, as Table 23 below demonstrates. The cleanliness of the toilet areas, the showers and the cell on initial arrival have all improved significantly since the mid-2000s. Large sections of the penal estate have been replaced with new build facilities and this in part may account for the improved overall ratings, although the corporate figure does contain variation between establishments.

**Table 23. Cleanliness 2004-2017**

How would you describe the following in relation to cleanliness?										
	2004	2005	2006	2007	2008	2009	2011	2013	2015	2017
The cleanliness of your hall/dormitory	77	80	83	85	84	85	84	82	86	84
The cleanliness of the toilet area	69	73	79	80	81	83	82	83	84	84
The cleanliness of the showers	66	67	73	73	75	77	78	78	81	81
The cleanliness of your cell when you first moved in	45	50	50	54	52	54	61	62	62	63



Food is always a source of contention with prisoners, but Table 24 below illustrates responses to the choice of menu, size of portions and timing of meals. There appears to be general satisfaction with the timing of the meals, but less satisfaction with menus and portions, although both of these aspects have improved over the last decade or so.

**Table 24. Food 2004-2017**

How would you describe the following in relation to the food?										
	2004	2005	2006	2007	2008	2009	2011	2013	2015	2017
The choice of menu	54	53	55	56	54	55	56	60	61	61
The size of portions	50	51	54	52	48	51	47	50	55	60
The timing of meals	74	82	79	81	81	81	81	81	80	80

Family contact is recognised as one of the most important aspects of prison life and is acknowledged as being crucial to supporting community reintegration and promoting desistance from future reoffending. Visiting arrangements have generally been rated highly and Table 25 shows progressive improvement over the last decade, especially in respect to facilities for children and disabled visitors.

**Table 25. Visits 2004-2017**

How would you describe the following in relation to visits?										
	2004	2005	2006	2007	2008	2009	2011	2013	2015	2017
Access to family and friends	78	78	78	79	79	81	81	84	83	84
The length of the visits	62	63	61	66	58	63	63	73	73	72
The ability to arrange visits	74	74	75	74	71	80	84	85	84	83
Facilities for children at visits	66	67	68	67	67	66	70	77	81	82
Facilities for disabled visitors	63	69	66	71	72	76	77	82	80	82
The timing of visits	72	71	68	71	68	75	75	79	78	77

Drug use in prison is a high profile issue and remains of concern to the public, the media and the Scottish Parliament.

Successive Prisoner Surveys have been able to report a general decline in self-reported drug use since the early 2000s. Table 26 shows a decline to 39% (from 2015) of prisoners reporting illegal drug use in prison which is reflective of the general reduction that has been evidenced over a number of years. However, it would appear that while there is a decrease in the number of drug users, the consumption of those who do use may have increased slightly.

**Table 26. Drugs 2004-2017**

Have you ever used illegal drugs in prison?										
2004	2005	2006	2007	2008	2009	2011	2013	2015	2017	
55	50	50	51	48	45	45	38	43	39	

In 2017, 39% of the prisoner population reported being drunk at the time of their offence, a modest reduction from the 41% reported in 2015 (Table 27). Although ‘drunkenness at time of offence’ is undoubtedly still stark, the continuing reduction in numbers over the last decade is moving in the right direction (49% in 2008; 39% in 2017).

Similarly the numbers who reported having problems ‘holding down a job because of drink’, continues on a downward trend (23% in 2008; 18% in 2017); as does ‘drinking affected my relationships with family’ (36% in 2008; 32% in 2017); and ‘alcohol will be a problem for me when I get out’ (23% in 2008; 19% in 2017).

<b>Table 27. Alcohol 2008-2015</b>	<b>2008</b>	<b>2009</b>	<b>2011</b>	<b>2013</b>	<b>2015</b>	<b>2017</b>
<b>I was drunk at the time of my offence</b>	49	50	50	45	41	39
<b>My drinking affected my ability to hold down a job</b>	23	24	25	21	19	18
<b>My drinking affected my relationships with family</b>	36	38	38	35	32	32
<b>I am worried that alcohol will be a problem for me when I get out</b>	23	23	24	21	17	19

Although the numbers reporting alcohol problems have declined in recent years, prisoners’ problems with alcohol are still acute and it is evident alcohol still contributes significantly to offending behaviour. Prisoners’ relationship with drink, of course, is but a reflection of wider social trends in alcohol consumption reported across Scotland in recent years; general consumption appears to be down, but hard core pockets of ‘problem drinking’, often but not always in areas of multiple deprivation, remain.

## ADVERSE CHILDHOOD EXPERIENCES (ACE) SURVEY RESULTS 2017

The Scottish Public Health Network published a report, 'Polishing the Diamonds – Addressing Adverse Childhood Experiences' in 2016. This document provides an overview of ACEs and suggests points for action aimed at reducing the number of adverse childhood experiences in Scotland. The commitment to reduce exposure to adverse childhood experiences has been emphasised in the Scottish Governments 2017/18 Programme for Government.

The Scottish Public Health Network defines Adverse Childhood Experience as:

“Intra- familial events or conditions causing chronic stress responses in the child’s immediate environment. These include notions of maltreatment and deviation from societal norms”.

Research into Adverse Childhood Experiences has often made the link between negative experiences during childhood and incarceration. A study examining the impact of ACEs on a sample UK population in 2015 highlighted that, “the odds of having been incarcerated were 20.4 times higher for those who had experienced 4 or more ACEs compared to those who had experienced none” (Bellis).

The 2017 SPS Prisoner Survey included a series of questions designed to explore prisoners’ experiences and exposure to ACEs and to gauge the prevalence of ACEs amongst the Scottish prisoner population.

The questions were aligned with the categories of Adverse Childhood Experiences as set out by the Scottish Public Health Network.

<b>Abuse</b>	<b>Neglect</b>	<b>Household Adversity</b>
Emotional Abuse	Emotional Neglect	Domestic Violence
Physical Abuse	Physical Neglect	Household Substance Misuse
Sexual Abuse		Household Mental Ill health
		Criminality
		Separation
		Living in Care

An overview of the responses can be seen in Table 1.

**Table 1. – (Calculated ‘Yes’ responses include; ‘once or twice’, ‘some times’, ‘often’ and ‘very often’) Response rate 30% (n=2,059)**

Adverse Childhood Experiences (ACE)	All prisoners reporting % Yes
Parents separated or divorced	49 (n=933)
Adult in your home slap, hit, kick, punch or beat each other up	44 (n=858)
Adult in your home hit, beat, kick or physically hurt you	45 (n=872)
Adult in your home swear at/ insult you, put you down or humiliate you	55 (n=1066)
Bullied at school or anywhere else - threats, nasty names and tricks, social exclusion	61(n=1184)
Someone at least 5 years older than you try to touch you or make you touch them sexually	22(n=420)
Someone at least 5 years older than you force you to have any type of sexual intercourse	16 (n=313)
you didn't have enough to eat and had to wear dirty clothes or has no one to protect you	28(n=530)
Your parents were too drunk or high to take care of you or take you to the doctor if you need it	19(n=365)
Live with anyone who was depressed, mentally ill or suicidal	32(n=618)
Live with anyone who was a problem drinker or alcoholic	36(n=679)
Live with anyone who used illegal street drugs or abused prescription medication	20(n=370)
Live with anyone who served time or was sentenced to serve time in a prison or young offenders institution	24(n=459)

Over half of those reporting in the survey had been bullied at school or elsewhere, involving threats, nasty names, tricks and social exclusion (61% n=1,184) and/or experienced an adult in their home swear at, insult them, put them down or humiliate them (55% n=1,066). A quarter (25%) stated this happened either ‘often’ or ‘very often’.

Almost half of respondents stated that their parents were separated or divorced (49%, n=933). Over four in ten reported that an adult in their home had hit, beat, kicked or physically hurt them (45%, n=872) and an adult in their home had slapped, hit kicked or beat each other up (44%, n=858) (Figure 1).

Figure 1. Experiences of physical abuse during childhood (%)

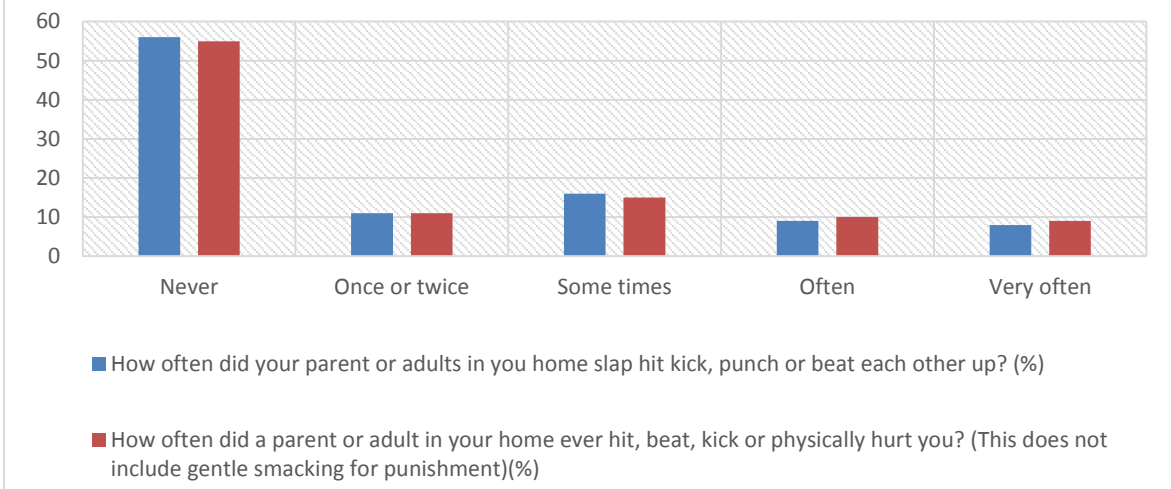
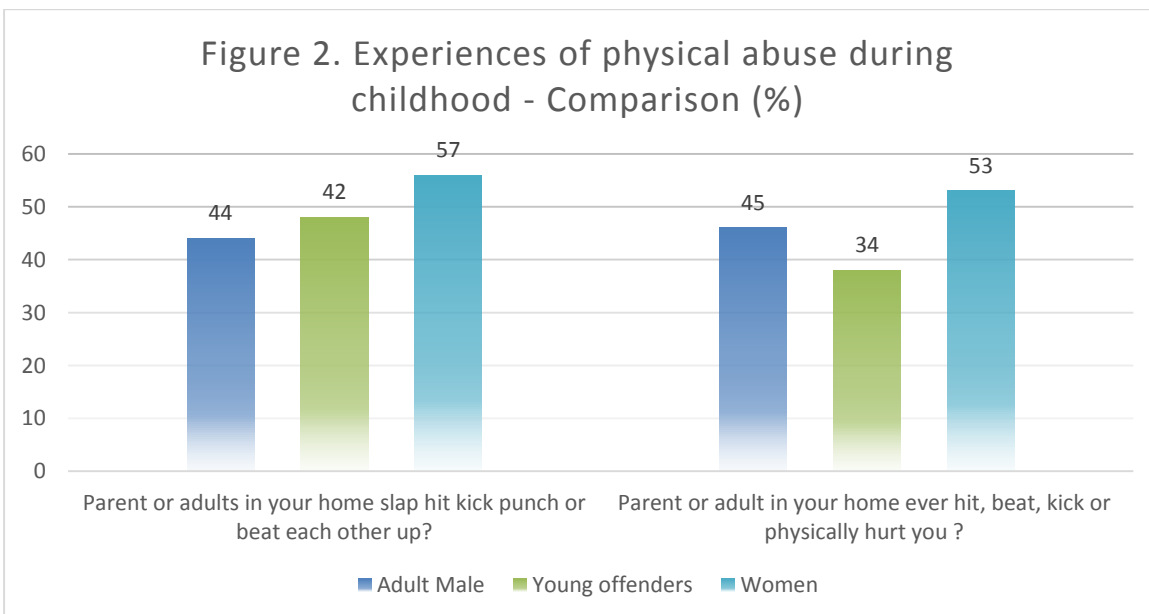


Figure 2 below illustrates that, of the population who reported having been exposed to physical violence during their childhood, women in custody reported higher levels of exposure than the young offender or adult male offenders, whether that be through witnessing parents or adults in their home slapping, hitting, kicking, punching or beating each other up (57% n = 67), or that they themselves had been hit, beat or physically hurt by a parent or adult in their home (53% n= 62). Caution must be taken when comparing young male and women offender results due to small numbers.

Figure 2. Experiences of physical abuse during childhood - Comparison (%)



The majority of prisoners reported that they had never experienced any form of sexual abuse be that touching (78%) or intercourse (84%). Nonetheless, a fifth of prisoners who answered positively (22% n=420), have at some point experienced an individual at least 5 years older

than them, including adults, touch them or try to encourage touching sexually. Similarly one in six (16% n=313) of respondents have at some point experienced an individual at least 5 years older than them, including adults, force sexual intercourse upon them.

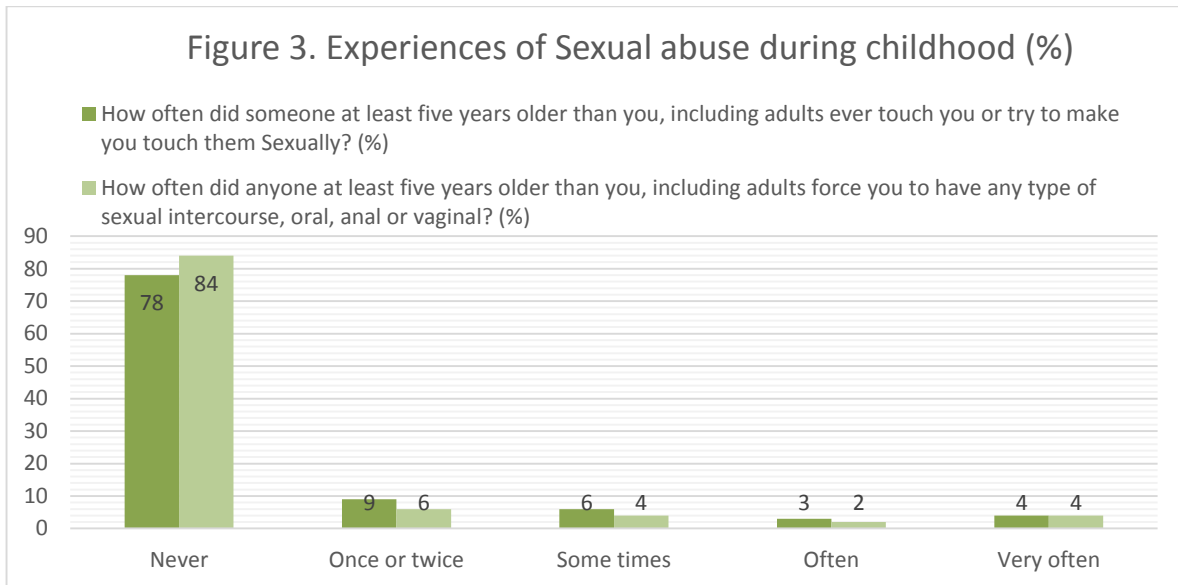


Figure 4, below illustrates that, almost half of women offenders reported having experienced an individual at least 5 years older than them, including adult, touch them or try to encourage touching sexually (46% n=55). Similarly almost two fifths (39% n=45) of women reported that they have at some point experienced an individual at least 5 years older than them, including adults, force sexual intercourse upon them were women Caution must be taken when comparing young male and women offender results due to small numbers. .

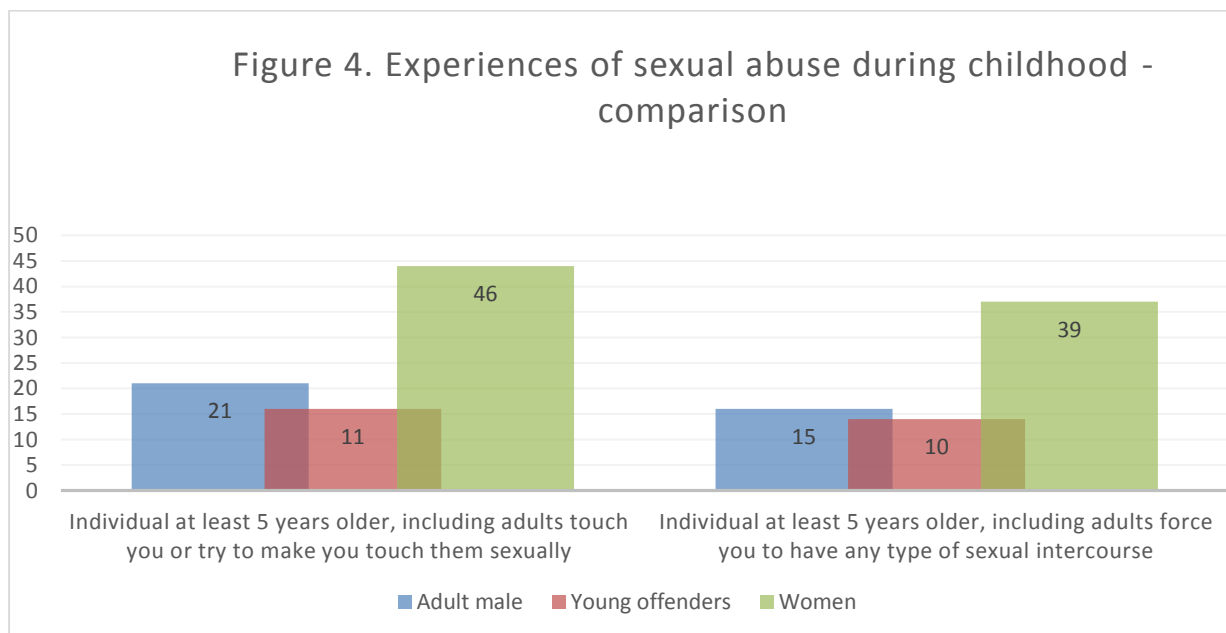


Table 3 below outlines a breakdown of ACE response across prisoner sub-populations.

<b>Table 3. ACE Study (Calculated 'Yes' responses – 'once or twice', 'some times', 'often' and 'very often' %)</b>	<b>All prisoners reporting (n=2059)</b>	<b>Male Adult Prisoners (n=1818)</b>	<b>Women in Custody (n=133)</b>	<b>Prisoners in Care as Children (n=484)</b>	<b>Young People in Custody (n=108)</b>
<b>Parents separated or divorced</b>	49	47	59	49	70
<b>Adult in your home slap, hit, kick, punch or beat each other up</b>	44	44	57	43	42
<b>Adult in your home hit, beat, kick or physically hurt you</b>	45	45	53	43	34
<b>Adult in your home swear at/insult you, put you down or humiliate you</b>	55	55	60	56	52
<b>Bullied at school or anywhere else – threats, nasty names and tricks, social exclusion</b>	61	62	60	57	55
<b>Someone at least 5 years older than you try to touch you or make you touch them sexually</b>	22	21	46	17	11
<b>Someone at least 5 years older than you force you to have any type of sexual intercourse</b>	16	15	39	14	10
<b>You didn't have enough to eat and had to wear dirty clothes or had no one to protect you</b>	28	28	33	28	21
<b>Your parents were too drunk or high to take care of you or take you to the doctor if you needed it</b>	19	19	27	21	17
<b>Live with anyone who was depressed, mentally ill or suicidal</b>	32	32	41	32	39
<b>Live with anyone who was a problem drinker or alcoholic</b>	36	36	43	37	24
<b>Live with anyone who used illegal street drugs or who abused prescription medication</b>	20	18	29	19	27
<b>Live with anyone who served time or was sentenced to serve time in a prison or young offender institution</b>	24	23	34	24	34

Compared against the total prison population, it is perhaps no surprise that male adult prisoners – the majority demographic within prisons – almost exactly parallels the statistical results for ACE. Of greater interest, in terms of similarities, is that between the total prison population and prisoners who were in care as children: in most instances, prisoners who were in care as children provided the same percentage of ‘yes’ responses as the total prison population, if not lower. For instance, with regards to being bullied at school, or forced sexual touching/intercourse, prisoners who were in care as children demonstrate a small, but comparably significant, reduction in ‘yes’ responses.

The only instances in which prisoners who were in care as children provided greater ‘yes’ responses were being sworn at/insulted/humiliated by an adult at home, parents being too drunk/high to provide needed care, and living with problem drinkers/alcoholics (and even then, only a 1%, 2% and 1% variance respectively).

By contrast, women in custody present both a consistent and considerable degree of variance from the total prison population: only with regards to being sworn at/insulted/humiliated by an adult at home are the ‘yes’ responses by women in custody readily comparable; otherwise, women in custody reported on average a 10-11% increase in ‘yes’ responses. By a considerable margin, the greatest variance between women in custody and the total prison population was to be found in the questions related to sexual abuse: 24% more women in custody reported someone at least 5 years older than them trying to sexually touch them or be touched by them, and 23% more reported someone at least 5 years older forcing them to have any time of sexual intercourse.

This should not, however, eclipse other variances, such as the questions concerning those with whom the respondent lives: women in custody demonstrated an 11% greater instance of ‘yes’ responses to living with anyone who was a problem drinker/alcoholic, used illegal street drugs or abused prescribed medication, or lived with anyone who served time or was sentenced to serve time in a prison/young offender institution.

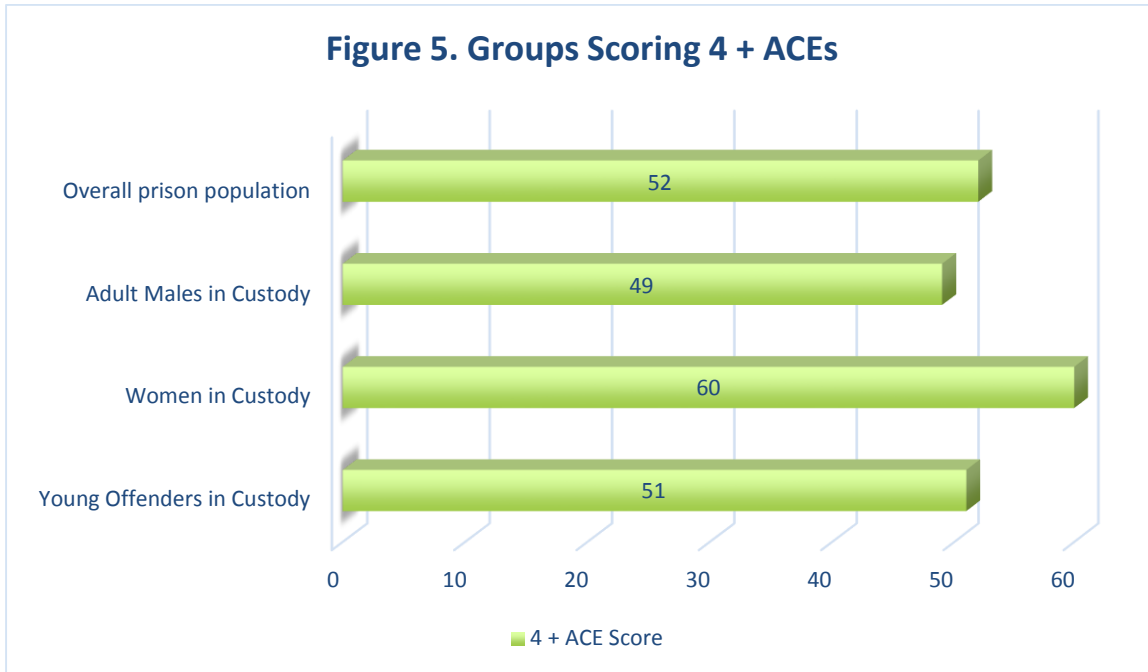
Young people in custody provided the highest instance of ‘yes’ responses with regard to their parents being separated/divorced: a full 21% higher than the total prison population. While their responses typically remained second highest when compared to women in custody, it is important to emphasise the high instances of ‘yes’ responses regarding the questions related to living with anyone who used illegal street drugs or abused prescribed medication, or who served time or was sentenced to serve time in a prison/young offender institution.

By contrast, however, there were instances in which young offenders demonstrated a lower instance of ‘yes’ responses, when compared to the total prison population: this is most noticeable in relation to the questions pertaining to bullying and sexual abuse and is more comparable to the responses provided by prisoners who were in care as children.

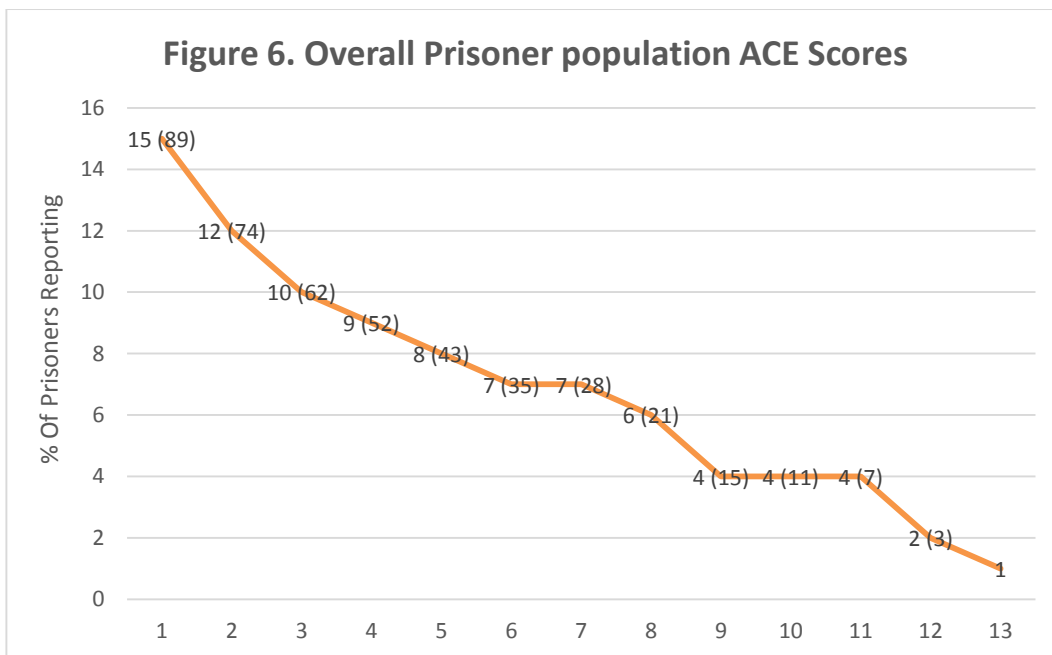


### Number of ACEs

Figure 5 below highlights that half of all prisoners reporting in the survey (52%) had experienced four more ACEs in the past. Six in ten women in custody reported having and ACE score of 4 or more.



When Figure 6 values are aggregated, it can be seen that nine in ten prisoners (89%) reporting in the survey experienced one or more ACEs. Just over half (52% had an ACE score of four or more and one in ten (11%) experienced ten or more adverse childhood experiences.



## NOTE ON PRISONER SURVEY RESPONSE RATES 2017

Establishment	% return
Addiewell	18%
Barlinnie	66%
Cornton Vale	70%
Dumfries	69%
Edinburgh	39%
Glenochil	30%
Grampian	37%
Greenock	51%
Inverness	59%
Kilmarnock	25%
Low Moss	40%
Open Estate	N/A
Perth	41%
Polmont	51%
Shotts	49%
<b>Overall</b>	<b>46%</b>

*Coverage*

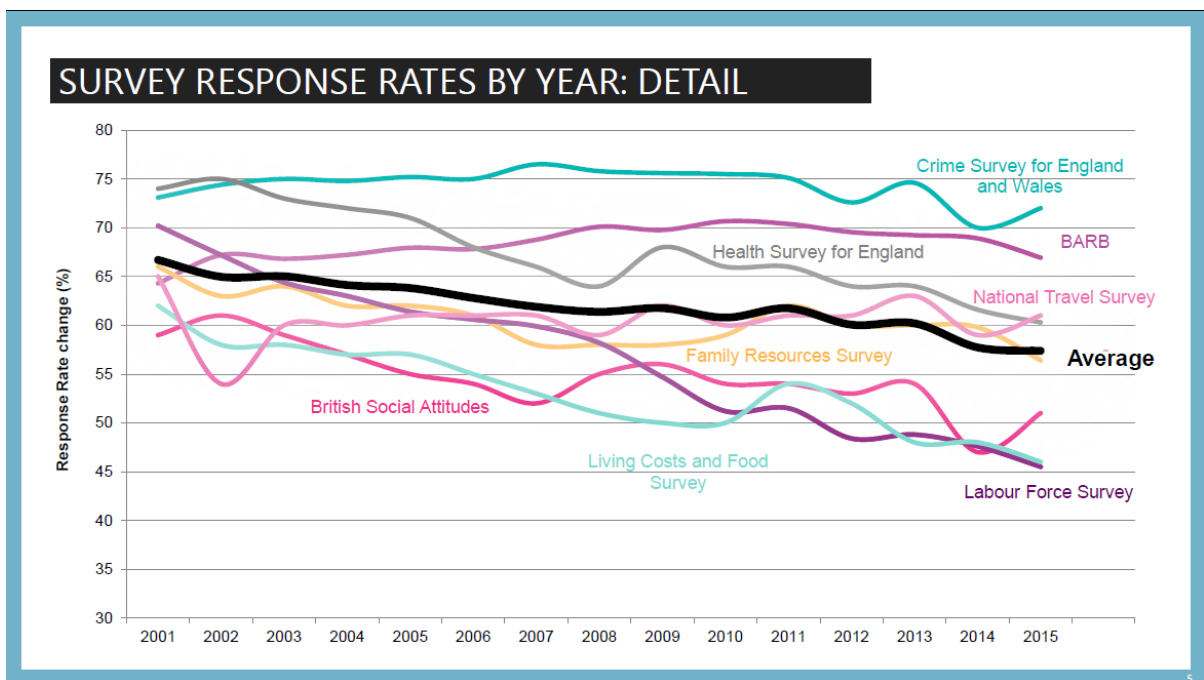
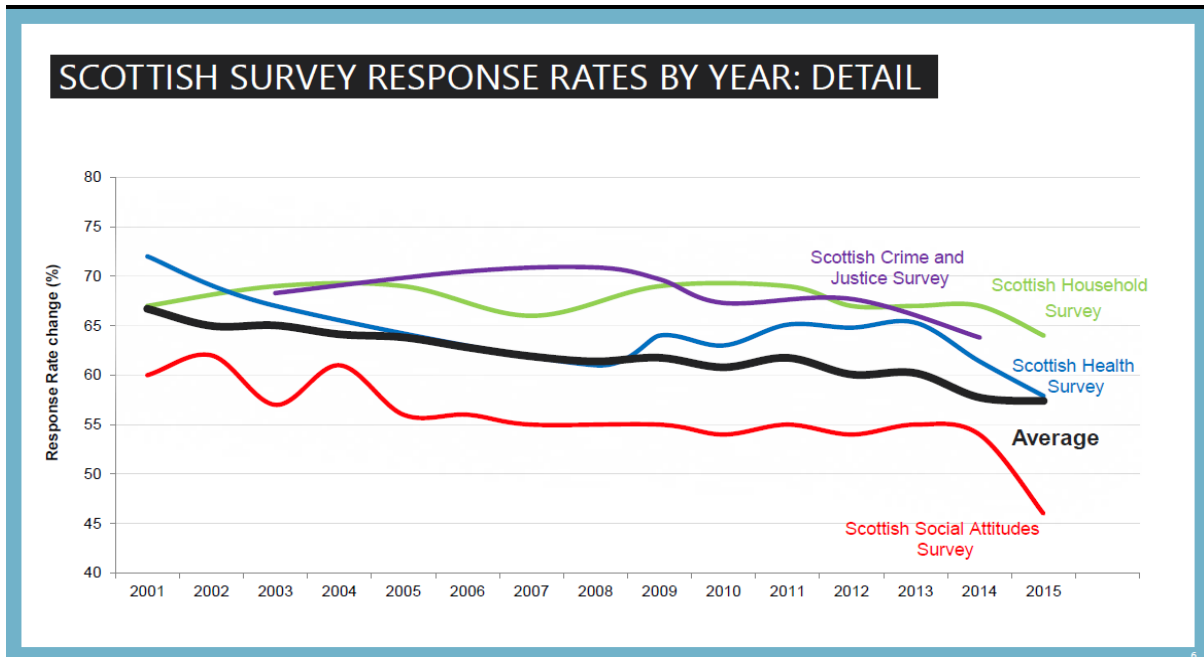
The Survey is distributed to all establishments within Scotland and all prisoners available on the day of fieldwork. In this sense, the exercise is a census. It is entirely voluntary. This year's Survey, the sixteenth to run since 1990, achieved an overall prisoner response rate of 46% (when adjusted for Home Detention Curfew, home leave, court appearances, out of establishment placements and sickness from work).

The 2017 Survey fieldwork covered the period May to July 2017. Establishments were given the option either to distribute the questionnaires or have the research team do so. As has been the case in recent years, establishments have opted to undertake fieldwork themselves to suit local conditions and minimise impact on regimes. Prior to the Survey posters are displayed in prominent areas around the prison informing prisoners and staff of the Survey and the day it will take place in their establishment. On the day of the Survey, prisoners are issued with a survey form by local prison staff. After being given the chance to complete the questionnaire in the privacy of their cell, the completed forms (sealed in an envelope) are personally collected by a members of prison staff. This methodology helps ensure that when handing out the forms each prisoner can be given a brief explanation of why the Survey is taking place and has an opportunity to ask questions. For the first time in the history of the Prisoner Survey, the response has fallen below 50%, with an overall return rate of 46%.

The Survey has now been a part of SPS culture for over a quarter of a century and therein may lie the problem. When initially conducted in the 1990s on a triennial basis, the exercise was

fresh and novel and invoked a sense of curiosity and in some instances bewilderment. The First Survey had a return rate of 65%, while subsequent Surveys of that period commanded response rates in excess of 80%. However, as the Survey has become embedded in SPS culture and its conduct become familiar and unremarkable, response rates have general declined in the 21<sup>st</sup> century.

This is not a problem unique to the SPS Prisoner Survey, as other large scale national surveys in Scotland (and indeed in England and Wales) have been in decline as the graphs below illustrate.



## SURVEY DEMOGRAPHIC VS PRISON POPULATION DEMOGRAPHIC

As can be seen from the table below, a comparison of the Prisoner Survey sub-population demographics with the overall prison population demographics reveals responses to be representative, although there is some over representation of long term prisoners.

Prison population 2017	Prison Numbers	Prison Percent	Survey response numbers	Survey response percent
Male	7218	95%	2932	93%
Female	378	5%	213	7%
Total	7596		3145	
Untried	1360	18%	565	20%
Convicted	6236	82%	2560	80%
Total	7596		3125	
LTP	2976	39%	1464	60%
STP	3237	43%	958	40%
Total	6213		2422	
Young Offenders	335	5%	222	7%
Adults	7261	95%	2923	93%
Total	7596		3145	

## THE USER'S VOICE

It is SPS policy and practice to canvass and listen to “service users’ voices”, through numerous channels, the Prisoner Survey being but one. Earlier surveys encouraged qualitative comment from those in custody, but as demand for an increasing diverse range of topic space within the questionnaire increased, qualitative open ended sections diminished in inverse proportion. However, suitably motivated prisoners still do occasionally submit personal thoughts on service delivery and the nature of the penal experience. Below is an extract from a letter received within a returned questionnaire, which has been edited only to safeguard anonymity.

### A Prisoner Writes

*“Whilst the rhetoric published by the SPS executive in the recently published 2017-2020 framework is one of promoting “rehabilitation”, the reality of the current environment is completely contrary. The structure of this survey would suggest that progression through the penal system is not being prioritised and the focus is still upon anti-social behaviour choices in respect to drug use, smoking and alcohol.*

*While such social prevention/intervention is commendable for those prisoners who do not have such issues there is no evidence of substantive action in the stated primary role of the penal system of reduction of re-offending.*

*The adverse experience study further promotes this islands culture of victim/offender labelling rather than promoting positive models to promote self-image/esteem. The nanny state excuse culture is very apparent in the make-up of this survey.*

*On entry into this system...the insistence was that each prisoner was individual case management; however, experience has proven that a broad brush stroke attitude and negative/regressive interaction with staff responsible for this area of the progression through the system.*

*Risk/Threat Assessments are not covered in this survey which have a profound effect on progress. There is no question regarding prisoners “maintaining innocence” which also has impact on personal progression and positive/negative response within the system. These are issues of misfeasance and potentially malfeasance within the assessment /programme system which cannot be covered within this survey, but have been highlighted to appropriate external interests for further future action.*

*Whilst I applaud the content and potential positive action of the SPS executive displayed in the framework document, I would address the potential as not currently realistic given the mind-set and poor quality of facility management and a lack of qualified staff and resources to affect positive change.”*

## Prisoner Questionnaire 2017 – Polish Version

<b>Ankieta dla więźniów 2017</b>							
<b>Możliwość podzielenia się z nami swoim zdaniem</b>							
<b>DZIĘKI TEJ ANKIECIE MOŻESZ PODZIELIĆ SIĘ Z NAMI SWOIM ZDANIEM NA TEMAT WSZELKICH ASPEKTÓW ŻYCIA WIĘZIENNEGO, KTÓRE MAJĄ NA CIEBIE WPŁYW, T.J. JEDZENIE, WIZYTY LUB CZYSTOŚĆ. ZAPOZNAJ SIĘ Z PONIŻSZYMI PYTANIAM I POSTAW X W POLU, KTÓRE NAJLEPIEJ ODZWIERCIEDLA TWOJE ZDANIE NA TEMAT WIĘZIENIA.</b>							
Jak ocenilibyś/ocenilibyś atmosferę na swoim ODDZIALE?	<b>Bardzo swobodna</b>	<b>W miarę swobodna</b>	<b>Ani swobodna ani nerwowa</b>	<b>W miarę nerwowa</b>	<b>Bardzo nerwowa</b>		
	<input type="checkbox"/>	<input type="checkbox"/>	<input type="checkbox"/>	<input type="checkbox"/>	<input type="checkbox"/>		
Jak dobrze porozumiewasz się z innymi w poniższych grupach?							
	<b>Bardzo dobrze</b>	<b>W miarę dobrze</b>	<b>OK</b>	<b>W miarę źle</b>	<b>Bardzo źle</b>		
Innymi więźniami na oddziale	<input type="checkbox"/>	<input type="checkbox"/>	<input type="checkbox"/>	<input type="checkbox"/>	<input type="checkbox"/>		
Funkcjonariuszami na oddziale	<input type="checkbox"/>	<input type="checkbox"/>	<input type="checkbox"/>	<input type="checkbox"/>	<input type="checkbox"/>		
Jak ocenilibyś ostatni transport do/z sądu?							
	<b>Bardzo dobrze</b>	<b>W miarę dobrze</b>	<b>OK</b>	<b>Źle</b>	<b>Bardzo źle</b>		
Komfort w samochodzie	<input type="checkbox"/>	<input type="checkbox"/>	<input type="checkbox"/>	<input type="checkbox"/>	<input type="checkbox"/>		
Czystość samochodu	<input type="checkbox"/>	<input type="checkbox"/>	<input type="checkbox"/>	<input type="checkbox"/>	<input type="checkbox"/>		
Ilość przystanków (na toaletę lub inne)	<input type="checkbox"/>	<input type="checkbox"/>	<input type="checkbox"/>	<input type="checkbox"/>	<input type="checkbox"/>		
Relacje z funkcjonariuszami eskortującymi Cię	<input type="checkbox"/>	<input type="checkbox"/>	<input type="checkbox"/>	<input type="checkbox"/>	<input type="checkbox"/>		
Czy odbyłeś wizyty u poniższych osób podczas odsiadki w <b>TYM</b> więzieniu z powodu <b>TEGO</b> wyroku,? (Nie licząc wizyt przy przyjęciu)							
Lekarz	<input type="checkbox"/>	Pielęgniarka	<input type="checkbox"/>	Pracownik ds. zdrowia psychicznego	<input type="checkbox"/>	Dentysta	<input type="checkbox"/>
Optyk	<input type="checkbox"/>	Podiatra (pielęgnacja stóp)	<input type="checkbox"/>	Fizjoterapeuta	<input type="checkbox"/>	Terapeuta zajęciowy	<input type="checkbox"/>
Żadne z powyższych	<input type="checkbox"/>						
Jak długo czekałeś(-aś)/czekasz na wizytę u poniższych specjalistów <b>PODCZAS OSTATNIEJ</b> wizyty <b>W TYM WIĘZIENIU</b> ?							
	Ten sam dzień	1 – 2 dni	3 – 5 dni	6 – 10 dni	Ponad 10 dni	Nie dotyczy	
Lekarz	<input type="checkbox"/>	<input type="checkbox"/>	<input type="checkbox"/>	<input type="checkbox"/>	<input type="checkbox"/>	<input type="checkbox"/>	
Pielęgniarka	<input type="checkbox"/>	<input type="checkbox"/>	<input type="checkbox"/>	<input type="checkbox"/>	<input type="checkbox"/>	<input type="checkbox"/>	
Pracownik ds. zdrowia psychicznego	<input type="checkbox"/>	<input type="checkbox"/>	<input type="checkbox"/>	<input type="checkbox"/>	<input type="checkbox"/>	<input type="checkbox"/>	
Dentysta	<input type="checkbox"/>	<input type="checkbox"/>	<input type="checkbox"/>	<input type="checkbox"/>	<input type="checkbox"/>	<input type="checkbox"/>	
Optyk	<input type="checkbox"/>	<input type="checkbox"/>	<input type="checkbox"/>	<input type="checkbox"/>	<input type="checkbox"/>	<input type="checkbox"/>	
Podiatra (pielęgnacja stóp)	<input type="checkbox"/>	<input type="checkbox"/>	<input type="checkbox"/>	<input type="checkbox"/>	<input type="checkbox"/>	<input type="checkbox"/>	
Fizjoterapeuta	<input type="checkbox"/>	<input type="checkbox"/>	<input type="checkbox"/>	<input type="checkbox"/>	<input type="checkbox"/>	<input type="checkbox"/>	
Terapeuta zajęciowy	<input type="checkbox"/>	<input type="checkbox"/>	<input type="checkbox"/>	<input type="checkbox"/>	<input type="checkbox"/>	<input type="checkbox"/>	
Jak ogólnie ocenilibyś jakość usług zdrowotnych w Twoim więzieniu?		<b>Bardzo dobrze</b>	<b>Dobrze</b>	<b>OK</b>	<b>Źle</b>	<b>Bardzo źle</b>	
		<input type="checkbox"/>	<input type="checkbox"/>	<input type="checkbox"/>	<input type="checkbox"/>	<input type="checkbox"/>	



## Prisoner Survey Establishment Comparison Table 2017

ESTABLISHMENT	Addiewell	Barlinnie	Cornton Vale	Dumfries	Edinburgh	Glenochil	Grampian	Greenock	Inverness	Kilmarnock	Low Moss	Open Estate	Perth	Polmont	Shotts
<b>Numbers of offenders reporting</b>	N=139	N=725	N=59	N=119	N=332	N=187	N=161	N=126	N=66	N=124	N=302	N=29	N=255	N=252	N=263
<b>How would you rate</b>															
Atmosphere in your hall	83	86	95	99	88	84	80	91	97	91	86	82	83	92	82
Relationship with prisoners in your hall	96	96	96	95	95	94	98	96	97	100	96	100	97	96	92
Relationship with Officers in your hall	93	90	90	97	96	90	93	96	98	97	90	100	94	99	86
<b>During your time in THIS prison, on THIS sentence, which of the following have you attended?</b>															
Doctor	60	69	89	79	66	78	81	83	85	80	75	90	81	38	91
Nurse	76	73	87	85	81	81	89	83	70	81	64	90	66	77	88
Mental Health Staff	30	23	39	44	37	36	33	45	46	29	35	45	28	44	44
Dentist	37	25	62	57	41	59	48	40	49	34	27	72	42	42	78
Optician	22	9	46	34	34	48	38	35	8	27	13	38	21	16	55
Podiatrist	4	7	21	12	9	19	7	15	0	5	9	14	7	3	13
Physiotherapist	20	2	19	10	25	17	15	4	5	13	3	28	5	3	31
Occupational therapist	1	1	10	3	3	6	2	3	0	0	2	0	1	4	3
None of these	9	15	0	8	7	6	3	5	0	11	12	3	7	17	3



ESTABLISHMENT		Addiewell	Barlinnie	Cornton Vale	Dumfries	Edinburgh	Glenochil	Grampian	Greenock	Inverness	Kilmarnock	Low Moss	Open Estate	Perth	Polmont	Shotts
Number of offenders reporting		N=139	N=725	N=59	N=119	N=332	N=187	N=161	N=126	N=66	N=124	N=302	N=29	N=255	N=252	N=263
<b>FOR YOUR MOST RECENT appointment IN THIS PRISON please indicate the length of time you waited/have been waiting to see the following:</b>																
<b>Doctor</b>	Same day	2	7	20	7	3	2	1	2	16	4	3	0	2	2	3
	1-2 days	2	16	28	61	12	19	9	28	45	18	13	18	4	19	7
	3-5 days	23	20	4	12	8	26	19	35	20	17	8	11	11	25	5
	6-10 days	15	20	22	8	14	22	23	21	9	29	9	18	25	16	18
	Over 10 days	46	26	20	3	48	19	43	10	9	17	57	21	50	10	62
	Not relevant	13	12	7	8	14	12	7	5	2	16	10	32	8	28	5
<b>Nurse</b>	Same day	3	13	29	60	35	9	8	12	28	22	11	29	5	10	32
	1-2 days	21	33	23	26	34	45	14	39	24	12	16	18	10	22	42
	3-5 days	33	22	21	6	13	27	39	30	24	22	16	29	23	21	12
	6-10 days	17	12	15	2	4	10	20	7	0	6	18	7	25	20	4
	Over 10 days	18	10	10	1	7	5	14	3	4	19	29	0	22	15	2
	Not relevant	8	10	2	6	7	5	6	10	20	19	10	18	14	13	8
<b>Mental Health Staff</b>	Same day	2	2	12	8	0	9	0	3	5	0	2	0	1	13	8
	1-2 days	2	5	16	30	5	16	8	8	14	5	2	0	0	18	5
	3-5 days	3	8	32	7	19	6	8	14	21	0	6	5	8	15	13
	6-10 days	7	7	4	5	15	12	8	15	12	16	8	10	5	12	10
	Over 10 days	40	35	28	23	26	23	33	32	12	31	47	25	41	11	27
	Not relevant	46	43	8	27	35	34	43	28	37	48	36	60	45	31	38
<b>Dentist</b>	Same day	0	1	0	3	0	2	2	0	0	0	0	0	2	0	1
	1-2 days	0	1	0	13	1	5	2	1	15	2	4	0	1	0	0
	3-5 days	2	2	3	21	1	10	5	1	17	0	2	10	5	17	4
	6-10 days	2	2	44	23	7	6	9	7	13	3	1	19	12	16	19
	Over 10 days	48	63	31	22	65	60	60	65	28	64	58	43	51	32	67
	Not relevant	47	33	22	19	27	16	23	26	26	31	36	29	29	35	9

ESTABLISHMENT	Addiewell	Barlinnie	Cornton Vale	Dumfries	Edinburgh	Glenochil	Grampian	Greenock	Inverness	Kilmarnock	Low Moss	Open Estate	Perth	Polmont	Shotts
Number of offenders reporting	N=139	N=725	N=59	N=119	N=332	N=187	N=161	N=126	N=66	N=124	N=302	N=29	N=255	N=252	N=263
<b>Disability &amp; Long-term Illness</b>															
Have you got a disability?	37	39	20	31	35	29	33	43	34	37	31	7	44	20	28
Have you got a long-term illness?	51	38	16	38	36	33	29	36	48	37	37	9	43	10	36
<b>Drug Use</b>															
Have you ever used Illegal drugs in prison?	33	35	21 (n=10)	10 (n=10)	35	23	51	48	39	50	42	46 (n=13)	42	35	66
If Yes, has your drug use changed during your current period in prison?	59	81	100	78	89	92	81	86	81	73	75	100	89	74	93
Increased	4	12	0	0	17	20	17	14	6	3	27	0	10	8	17
Decreased	30	26	0	0	29	14	47	21	44	33	42	0	38	50	26
Same use but different drugs	4	12	0	0	17	26	8	5	19	13	10	0	18	8	12
Only started using in prison	26	14	40 (n=4)	0	13	20	8	5	6	8	10	33 (n=4)	8	2	15
Now stopped using illegal drugs	35 (n=8)	36 (n=63)	60 (n=6)	100 (n=7)	25 (n=20)	20 (n=7)	20 (n=12)	55 (n=23)	25 (n=4)	44 (n=17)	12 (n=10)	67 (n=8)	27 (n=21)	33 (n=17)	30 (n=36)
<b>Are you sharing your cell with a drug user?</b>															
Yes	1	13	0	5	15	2	20	0	12	0	6	0	23 (n=44)	1	2
No	98	77	94	83	80	92	80	96	78	100	91	100	69	99	98
Don't Know	1	10	6	12	5	6	0	4	10	0	3	0	8	0	0
Have you used <b>Illegal</b> drugs in the <b>Last Month</b> while in <b>This Prison</b> ?	18	21	3	4	22	12	39	20	19	19	28	11 (n=3)	30	17	30
Have you ever injected drugs in prison?	2 (n=2)	4 (n=24)	0	0	3 (n=9)	8 (n=13)	11 (n=16)	7 (n=8)	5 (n=3)	5 (n=5)	4 (n=10)	0	10 (n=23)	1 (n=3)	10 (n=22)
Have you injected drugs in prison in the Last Month?	1 (n=1)	0	0	0	1 (n=3)	0	n=1	n=2	n=2	n=2	n=7	0	n=1	n=2	n=4
If Yes, you injected in the last month did you share your works?	0	0	0	0	n=1	0	n=1	0	0	n=2	n=3	0	0	n=1	n=3

ESTABLISHMENT	Addiewell	Barlinnie	Cornon Vale	Dumfries	Edinburgh	Glenochil	Grampian	Greenock	Inverness	Kilmarnock	Low Moss	Open Estate	Perth	Polmont	Shotts
Number of offenders reporting	N=139	N=725	N=59	N=119	N=332	N=187	N=161	N=126	N=66	N=124	N=302	N=29	N=255	N=252	N=263
<b>Use of New Psychoactive Substances</b>															
Prior to coming into prison have you ever used NPS? (Legal Highs)	18	14	7	14	19	12	27	18	23	26	21	0	19	26	20
During your time in prison have you ever used NPS? (Legal Highs)	22	15	2	3	17	14	22	8	11	11	21	30	28	8	38
<b>Drugs use at time of offence</b>															
My drug taking was a problem for me on the outside	24	38	21	17	35	13	35	47	35	53	43	12	38	46	34
I was under the influence of drugs at the time of my offence	32	40	23	16	41	13	33	27	30	52	45	31	45	47	39
I committed my offence to get money for drugs	13	17	10	4	15	5	21	26	13	19	16	62	19	15	10
I was receiving treatment at the time of my offence	18	23	10	3	18	6	31	26	13	24	24	62	23	8	13
<b>Drug Services</b>															
Are you being prescribed methadone?	12	18	14	6	20	16	31	24	9	26	22	0	28	6	38
If Yes, is this prescription: a <b>REDUCING</b> dose	56	23	25	50	13	56	11	31	0	12	18	n/a	9	20	22
a <b>MAINTENANCE</b> dose	44	45	25	0	51	29	50	44	50	71	42	n/a	53	50	52
a <b>STABILISING</b> dose	0	32	50	50	36	17	39	25	50	18	40	n/a	38	30	26
If I was offered help for my drug problem <b>ON THE OUTSIDE</b> , I would take it	28	41	24	17	42	11	39	46	33	52	50	20	41	29	41
If I was offered help or my drug problem <b>IN PRISON</b> , I would take it	29	42	27	19	43	16	48	50	31	50	48	15	40	34	48
I am worried that my drug taking will be a problem when I get out	14	26	5	9	27	10	25	29	23	31	30	15	24	17	15
I was assessed for drug use upon my admission to prison	27	43	18	20	40	18	47	46	30	50	51	30	40	33	39
I have been given the chance to receive treatment for drug use during my sentence	18	21	15	14	34	17	30	47	23	30	28	20	28	32	45
I have received help/treatment for drug use during my sentence	15	22	12	13	31	15	33	31	19	18	25	20	25	19	44

ESTABLISHMENT	Addiewell	Barlinnie	Cornton Vale	Dumfries	Edinburgh	Glenochil	Grampian	Greenock	Inverness	Kilmarnock	Low Moss	Open Estate	Perth	Polmont	Shotts
Number of offenders reporting	N=139	N=725	N=59	N=119	N=332	N=187	N=161	N=126	N=66	N=124	N=302	N=29	N=255	N=252	N=263
<b>Smoking</b>															
Do you <b>share</b> your cell with a <b>smoker</b> ?	4	40	19	19	31	16	21	1	61	0	22	0	51	5	4
Are you a <b>smoker</b> ?	67	71	38	41	64	48	67	74	77	79	72	54	75	78	62
If <b>Yes</b> , do you want to give up smoking?	54	51	56	52	41	55	49	53	55	64	43	86	53	55	76
Have you received advice on smoking & its related health risks since coming to prison?	38	36	50	79	54	62	47	53	70	43	42	100	47	47	72
Would you like to see smoke free prisons introduced?	34	30	56	50	32	45	36	32	25	45	31	42	29	27	42
<b>Alcohol</b>															
I was drunk at the time of my offence	38	44	28	24	28	28	33	42	46	36	40	67	39	54	42
My drinking affected my ability to hold down a job	19	20	10	9	14	15	10	23	25	27	22	19	16	21	14
My drinking affected my relationships with family	36	32	25	19	30	25	20	42	40	31	41	52	30	38	34
If I was offered help <b>IN PRISON</b> for alcohol problems I would take it	35	39	34	38	39	35	28	48	46	43	44	58	35	40	40
If I was offered help <b>ON THE OUTSIDE</b> for alcohol problems I would take it	39	38	33	30	37	35	25	50	42	49	43	26	35	29	40
I am worried that alcohol will be a problem for me when I get out	16	24	5	10	15	11	12	34	20	27	23	21	13	20	16
Have you used alcohol in the <b>LAST MONTH</b> while in <b>THIS PRISON</b> ?	2 (n=2)	3 (n=18)	5 (n=2)	0	3 (n=10)	2 (n=4)	6 (n=8)	1 (n=1)	5 (n=3)	8 (n=7)	5 (n=13)	10 (n=2)	8 (n=16)	3 (n=5)	4 (n=8)
I was assessed for alcohol use on my admission to prison	38	26	25	23	32	22	28	41	31	37	33	48	24	23	29
I have been given the chance to receive treatment for alcohol problems during my sentence	24	18	28	25	27	20	17	30	35	26	19	68	13	26	30
I have received help/treatment for alcohol problems during my sentence	10	12	21	14	18	13	8	25	29	12	7	53	9	18	20

ESTABLISHMENT	Addiewell	Barlinnie	Cornton Vale	Dumfries	Edinburgh	Glenochil	Grampian	Greenock	Inverness	Kilmarnock	Low Moss	Open Estate	Perth	Polmont	Shotts
Number of offenders reporting	N=139	N=725	N=59	N=119	N=332	N=187	N=161	N=126	N=66	N=124	N=302	N=29	N=255	N=252	N=263
<b>Food</b>															
<b>How would you describe each of the following in this prison?</b>															
The choice of menu	81	63	57	81	51	77	52	67	69	70	67	45	39	60	55
The size of portions	65	57	82	85	60	64	65	73	66	52	50	72	64	62	45
The condition of the food when you get it	45	56	77	81	54	61	62	71	78	51	50	76	45	53	43
The time at which meals are served	84	81	77	84	83	73	86	83	97	81	84	85	75	73	67
<b>Canteen</b>															
<b>How would you describe the following regarding the canteen system (bag &amp; tag) in this prison?</b>															
The accuracy of my order	87	93	92	87	90	96	95	94	94	97	79	94	98	93	89
The selection of goods	62	48	78	55	63	61	64	54	77	90	52	67	53	57	53
The price of goods	69	64	83	59	64	50	62	83	71	88	66	62	66	69	39
Overall, how would you describe the canteen system	74	71	86	68	72	71	76	75	85	96	66	77	69	79	61
<b>Cleanliness</b>															
<b>How would you describe each of the following?</b>															
The cleanliness of your hall or dormitory	84	83	96	95	85	74	85	83	98	77	87	72	82	91	84
The cleanliness of the toilet area	89	76	92	96	90	88	83	83	92	79	91	72	82	83	79
The cleanliness of the showers	95	70	91	94	85	72	88	74	86	50	93	62	83	90	92
The cleanliness of your cell when you first moved in	57	61	76	78	60	58	68	70	86	63	64	52	53	51	74
<b>How OFTEN do you get access to clean bed linen?</b>															
Every week	93	97	96	98	96	92	76	96	95	67	71	82	93	92	72
Every 2 weeks	3	3	0	1	3	1	10	1	0	1	11	18	5	4	3
Once a month	2	1	0	0	0	2	6	2	2	0	8	0	1	3	2
Never	2	1	4	1	1	6	8	1	3	32	10	0	1	1	23

ESTABLISHMENT	Addiewell	Barlinnie	Cornton Vale	Dumfries	Edinburgh	Glenochil	Grampian	Greenock	Inverness	Kilmarnock	Low Moss	Open Estate	Perth	Polmont	Shotts
Number of offenders reporting	N=139	N=725	N=59	N=119	N=332	N=187	N=161	N=126	N=66	N=124	N=302	N=29	N=255	N=252	N=263
<b>Visits &amp; Contact</b>															
<b>Are you in Regular Contact with anyone outside the prison?</b>															
No	17	12	4	20	13	17	14	13	17	17	9	0	9	10	5
Yes, by letter	48	59	73	60	66	65	73	62	53	64	64	69	67	62	60
Yes, by telephone	68	69	71	74	68	73	78	65	67	63	69	79	76	77	70
Yes, by visits	57	49	58	57	46	66	47	52	38	46	51	55	57	59	53
Yes, by home leave	1	1	21 (n=11)	5 (n=6)	2 (n=7)	2 (n=4)	6 (n=9)	13 (n=16)	0	0	n=1	100 (n=29)	n=1	n=4	3 (n=8)
<b>How often do you get visits from family and friends?</b>															
Never	25	24	11	23	32	27	25	30	23	32	21	19	24	23	19
Daily	4	4	2	2	3	1	3	7	2	0	11	0	2	9	6
Weekly	43	38	52	18	30	19	34	24	33	47	30	15	41	32	33
Fortnightly	12	13	15	25	12	20	6	13	5	9	9	12	15	19	10
Monthly	6	12	7	21	13	19	19	15	20	5	18	15	7	10	15
Other	9	9	13	11	11	15	14	12	17	8	12	39	11	8	17
<b>How would you describe each of the following?</b>															
Access to family and friends	88	79	98	87	82	87	81	91	95	93	88	88	89	81	83
Access to FCO in this prison	63	65	82	86	74	68	61	77	87	84	70	100	80	81	65
The length of the visits	81	60	98	93	66	90	75	74	57	91	83	96	79	37	87
The ability to arrange visits	86	80	96	94	87	93	77	85	91	89	69	92	84	84	82
Facilities for children at visits	77	81	89	92	82	83	88	92	63	85	86	79	73	89	75
Facilities for disabled visitors	85	77	91	90	84	81	83	88	74	92	86	91	82	78	79
The timing of visits	79	68	98	89	71	87	70	84	76	92	83	88	80	69	88
The quality of visits	83	73	98	93	78	91	76	84	70	94	83	83	81	79	80
Respectful behaviour shown by staff in relation to the visits	75	73	84	91	85	84	62	82	82	95	78	88	83	87	74
Are there any particular problems for people visiting you in this prison?	40	43	37	36	46	52	55	42	49	31	52	62	47	57	51

ESTABLISHMENT	Addiewell	Barlinnie	Cornton Vale	Dumfries	Edinburgh	Glenochil	Grampian	Greenock	Inverness	Kilmarnock	Low Moss	Open Estate	Perth	Polmont	Shotts
Number of offenders reporting	N=139	N=725	N=59	N=119	N=332	N=187	N=161	N=126	N=66	N=124	N=302	N=29	N=255	N=252	N=263
<b>Mental Health &amp; Well-being</b>															
I've been feeling optimistic about the future	60	65	86	65	64	65	61	61	74	84	66	89	64	74	63
I've been feeling useful	69	48	91	67	52	64	49	57	51	76	56	96	54	53	57
I've been feeling relaxed	66	57	91	81	64	70	62	70	68	66	71	89	68	64	74
I've been feeling interested in other people	57	48	79	55	58	56	54	56	51	61	59	86	54	45	59
I've had energy to spare	58	63	68	57	55	66	71	63	67	72	64	86	66	72	70
I've been dealing with problems well	59	71	93	83	71	77	74	72	68	82	73	92	69	77	80
I've been thinking clearly	78	73	90	86	71	78	76	77	71	79	72	100	65	73	84
I've been feeling good about myself	65	58	84	70	56	66	61	56	60	70	66	86	55	69	70
I've been feeling close to other people	41	42	69	55	53	50	59	55	56	64	60	79	47	52	56
I've been feeling confident	60	61	74	73	62	71	73	68	70	73	66	96	62	70	73
I've been able to make up my own mind about things	79	77	100	86	81	87	84	85	74	87	88	100	86	89	91
I've been feeling loved	38	46	74	61	50	53	56	58	55	55	54	79	48	47	63
I've been interested in new things	61	59	79	61	64	65	63	59	66	75	63	89	58	74	81
I've been feeling cheerful	60	56	93	74	62	68	69	71	65	69	59	100	62	67	71
<b>Bullying &amp; Safety</b>															
Bullying (Bullied in the last month)	31	10	25	14	16	23	19	12	13	13	9	3	15	21	19
Safety (Feared for Safety in the last month)	32	15	10	5	13	18	15	9	19	20	18	10	19	16	19
<b>In Care</b>															
Were you in care as a child?	13	26	23	16	25	23	21	35	36	32	22	17	22	43	29
Were you in Care at the age of sixteen?	60	50	60	56	66	72	55	65	46	45	57	40	57	62	46
Were you involved in a children's hearing	26	28	19	18	26	22	29	33	21	45	30	14	28	46	35
Appointed a Social Worker	18	28	19	21	27	21	30	40	35	36	33	17	33	52	35
Truant from school	25	29	27	17	30	20	41	44	36	34	36	28	39	36	37
Excluded from school	30	27	14	17	27	20	35	36	29	42	40	21	37	47	31
Do you have children?	68	63	77	67	63	67	65	56	60	67	67	65	68	26	62

ESTABLISHMENT	Addiewell	Barlinnie	Cornton Vale	Dumfries	Edinburgh	Glenochil	Grampian	Greenock	Inverness	Kilmarnock	Low Moss	Open Estate	Perth	Polmont	Shotts
Number of offenders reporting	N=139	N=725	N=59	N=119	N=332	N=187	N=161	N=126	N=66	N=124	N=302	N=29	N=255	N=252	N=263
<b>Work and Education</b>															
Have you ever undertaken work in prison?	54	71	87	85	75	87	80	85	79	96	75	100	84	78	97
Have you attended a Learning Centre in prison, If Yes, which subject?	70	46	79	62	42	65	61	57	79	59	48	86	56	59	74
Art	51	51	79	57	54	36	46	73	71	41	54	8	39	34	46
Literacy/Numeracy	42	47	21	39	30	34	21	65	41	42	43	24	33	46	47
IT	59	46	24	57	46	51	54	65	51	46	33	80	53	46	54
Education	50	48	62	45	60	44	55	46	57	61	61	72	50	83	51
Distance Learning	28	8	3	16	20	10	6	14	4	22	6	28	8	2	7
Open University	9 (n=8)	5 (n=14)	15 (n=1)	21 (n=13)	10 (n=12)	11 (n=13)	18 (n=17)	18 (n=11)	2 (n=1)	5 (n=3)	3 (n=4)	12 (n=3)	12 (n=15)	3 (n=4)	16 (n=25)
<b>Have you accessed any services based in this prison to help you prepare for release?</b>															
Housing	61	59	61	39	54	52	70	57	58	72	62	50	67	30	45
Employment	34	26	33	15	34	48	19	24	13	31	17	42	19	44	21
Training	11	13	0	15	7	13	13	2	10	17	3	33	13	19	7
Relationships	8	12	33	23	5	9	9	0	10	3	2	0	6	7	0
Financial advice	8	16	11	12	22	13	11	4	19	6	3	0	12	29	14
Welfare benefits	29	46	28	15	43	39	30	48	39	39	53	42	49	25	28
Health	13	22	6	4	25	44	15	33	32	28	12	58	24	16	24
Addictions	16	39	50	12	50	44	26	37	48	44	33	68	31	55	25
Through-care	3	19	28	8	36	30	17	41	52	28	22	25	28	25	17
Other	8	16	22	12	9	4	13	15	3	8	7	8	9	9	0



ESTABLISHMENT	Addiewell	Barlinnie	Cornton Vale	Dumfries	Edinburgh	Glenochil	Grampian	Greenock	Inverness	Kilmarnock	Low Moss	Open Estate	Perth	Polmont	Shotts
Number of offenders reporting	N=139	N=725	N=59	N=119	N=332	N=187	N=161	N=126	N=66	N=124	N=302	N=29	N=255	N=252	N=263
<b>Prison Staff</b>															
Have staff in the SPS been helpful in supporting you to address your offending behaviour?	36	30	60	53	45	44	31	55	59	33	36	56	42	65	47
I am treated with respects by staff in this prison.	82	78	88	93	91	85	85	97	92	91	80	83	85	93	83
Staff in this prison are positive role models.	56	56	86	81	83	69	70	78	78	68	61	54	69	78	57
When I raise an issue with staff it is dealt with fairly.	65	75	84	83	89	80	68	84	90	85	70	69	76	75	74
Staff offer support to help me deal with my problems.	69	64	84	82	80	78	64	83	91	75	61	58	69	78	69
I believe I am viewed by staff as a valued individual in the prison.	47	49	82	68	71	62	58	71	81	67	48	35	57	77	52
I believe that staff care about my well-being.	63	59	81	76	74	62	66	71	91	78	65	35	66	77	58
<b>Information on the following issues have been communicated to me in a manner that I understand (e.g. native language, braille, large print, signing, etc.)</b>															
Reception/Admission procedures	64	76	79	78	77	78	81	81	85	83	72	92	79	72	74
Induction	57	79	60	73	70	78	80	81	80	85	77	100	79	68	75
Meal times	70	78	77	80	78	82	80	85	84	83	81	80	80	69	83
The Visits process/Family contact	69	68	75	77	71	71	71	76	69	83	69	92	75	65	73
Human Rights/Equality & Diversity	47	50	57	53	54	47	51	62	50	57	53	70	46	59	47
Prison Rules/Complaints	37	53	61	61	61	62	61	69	66	61	56	68	59	65	55
Healthcare	50	65	75	72	77	77	67	82	81	73	68	84	65	73	75
Freedom of information	33	44	54	56	51	44	44	60	46	59	48	70	43	62	44
Violence/Anti Bullying	39	58	66	61	67	68	63	69	55	61	60	68	55	69	62
Education/Learning	67	68	80	76	70	79	75	81	80	78	71	92	74	68	81
Programmes	58	55	66	60	62	58	64	62	69	66	62	72	59	64	64
Service providers/Community contact	39	48	66	52	59	49	56	64	61	63	55	72	52	54	53

**Prisoner Survey 2017  
Overall Corporate Results**

Response rate: 46%

How would you rate the atmosphere in your hall?	<b>Very relaxed</b>	<b>Fairly relaxed</b>	<b>Neither relaxed /tense</b>	<b>Fairly tense</b>	<b>Very Tense</b>	<b>Total (n)</b>
	16	45	26	9	4	3012

<b>How well would you say you got on with each of the following groups?</b>	<b>Very well</b>	<b>Fairly well</b>	<b>OK</b>	<b>Fairly badly</b>	<b>Very badly</b>	<b>Total (n)</b>
<b>Prisoners in your hall</b>	25	37	34	3	2	3005
<b>Officers in your hall</b>	31	33	28	5	2	2903

<b>How would you rate your most recent journey to/from court?</b>	<b>Very good</b>	<b>Good</b>	<b>Ok</b>	<b>Poor</b>	<b>Very poor</b>	<b>Total (n)</b>
<b>Comfort of the vehicle</b>	2	5	23	28	43	2929
<b>Cleanliness of the vehicle</b>	3	8	39	24	25	2812
<b>Frequency of any stops/comfort breaks</b>	3	6	29	23	40	2684
<b>Your relationship with escorting staff</b>	10	23	50	10	8	2805

During your time in this prison, on this sentence, which of the following have you attended? (Other than at time of admission)	<b>Doctor</b>	<b>Nurse</b>	<b>Mental Health Staff</b>	<b>Dentist</b>	<b>Optician</b>
	73	77	34	41	25
	<b>Podiatrist</b>	<b>Physio-therapist</b>	<b>Occupational therapist</b>	<b>None of these</b>	<b>Total (n)</b>
	9	11	2	9	

<b>For your most recent appointment in this prison please indicate the length of time you waited/have been waiting to see the following health care staff:</b>	<b>Same Day</b>	<b>1-2 days</b>	<b>3-5 days</b>	<b>6-10 days</b>	<b>Over 10 days</b>	<b>Not Relevant</b>	<b>Total (n)</b>
<b>Doctor</b>	4	16	16	18	35	11	2498
<b>Nurse</b>	18	28	21	12	12	10	2473
<b>Mental Health Staff</b>	4	8	10	10	31	38	1704
<b>Dentist</b>	1	2	5	9	56	27	1872
<b>Optician</b>	1	1	2	7	42	47	1584
<b>Podiatrist</b>	1	1	1	4	21	73	1318
<b>Physio-therapist</b>	0	0	3	3	23	71	1306
<b>Occupational therapist</b>	1	1	1	2	7	89	1218
<b>None of these</b>	N/A	N/A	N/A	N/A	N/A	N/A	N/A

How would you rate the quality of healthcare in general in your prison?	<b>Very good</b>	<b>Good</b>	<b>Ok</b>	<b>Poor</b>	<b>Very poor</b>	<b>Total (n)</b>
	7	19	35	23	17	2821

Have you got a disability? (Physical/mental impairment)	<b>Yes</b>	<b>No</b>	<b>Total (n)</b>
	34	66	2797
If yes, do prison staff know that you have a disability?	<b>Yes</b>	<b>No</b>	<b>Total (n)</b>
	70	30	890

Have you got a long-term illness?	<b>Yes</b>	<b>No</b>	<b>Total (n)</b>
	35	65	2693
If yes, do prison staff know you have a long-term illness?	<b>Yes</b>	<b>No</b>	<b>Total (n)</b>
	66	34	861

Do you require any assistance in managing any of the following daily activities?	Yes	No	Total (n)			
Transferring/moving around the prison	7	93	2666			
Washing/personal care	4	96	2597			
Toilet use	2	98	2569			
Dressing	2	98	2569			
Collecting meals	4	96	2578			
Eating meals	2	98	2559			
If yes, were you given help/assistance?	Yes	No	Total (n)			
	24	76	2695			
If yes, who helped you?	Healthcare staff	Prisoner	Officer	Total (n)		
	22	54	51	110		

Before coming into prison were you ever assessed or diagnosed as having any of the following?	No	Assessed	Diagnosed	Total (n)
Autism (Aspergers)	97	2	1	2201
ADHD	91	5	4	2343
Anxiety and panic disorders	61	10	29	2609
Bi polar disorder	93	5	4	2195
Depression	48	14	38	2763
Eating disorders	97	2	2	2136
Schizophrenia	94	5	5	2180
Dementia	99	1	1	2126
Personality disorder	91	6	8	2247
Dyslexia	91	5	5	2213

Below are some statements about feelings and thoughts. Please tick the box that best describes your experiences of each over the last 2 weeks.	None of the time	Rarely	Some of the time	Often	All of the time	Total (n)
I've been feeling optimistic about the future	15	19	31	22	13	2729
I've been feeling useful	21	23	29	20	7	2690
I've been feeling relaxed	12	22	35	24	8	2712
I've been feeling interested in other people	22	24	34	16	5	2663
I've had energy to spare	14	22	29	22	14	2672
I've been dealing with problems well	12	15	32	28	14	2687
I've been thinking clearly	10	15	29	27	19	2704
I've been feeling good about myself	15	23	31	20	12	2710
I've been feeling close to other people	21	28	32	14	6	2670
I've been feeling confident	14	19	31	22	14	2682
I've been able to make up my own mind about things	7	10	24	29	30	2700
I've been feeling loved	29	19	23	15	14	2656
I've been interested in new things	17	19	30	20	14	2664
I've been feeling cheerful	14	22	36	19	9	2689

Have you ever used illegal drugs in prison?	Yes	No	Total (n)			
	39	61	2848			
If yes, has your drug use changed during your current period in prison?	Yes	No	Total (n)			
	83	17	992			
If yes, in what way?	Increased	Decreased	Same use but different drugs	Only started using in prison	Now stopped using	Total (n)
	13	30	14	13	31	1004
Have you used illegal drugs in the last month while in this prison?	Yes	No	Total (n)			
	22	78	2443			
If yes, which illegal drugs have you used in the last month in this prison?	Cannabis	64	Cocaine	19	Temazepam	10
	Amphetamines	8	Mephedrone	5	Methadone	13
	Other opiates	25	Benzodiazepams	46	Subutex	50
	Heroin	42	Ecstasy	7	Tramadol	18
Are you sharing a cell with a drug user?	Yes	No	Don't know	Total (n)		
	9	86	5	2136		
Have you ever injected drugs in prison?	Yes	No	Total (n)			
	5	95	2811			
Have you injected drugs in prison in the last month?	Yes	No	Total (n)			
	1	99	2641			
If yes, you injected in the last month, did you share your works?	Yes	No	Total (n)			
	50	50	24			
If yes, which illegal drugs did you inject in the last month in this prison?	Heroin	84	Other opiates	24	Amphetamines	16
	Cocaine	36	Benzodiazepams	16	Steroids	36
	Subutex	28	Mephedrone	20	Other	20
Prior to coming into prison have you ever used new psychoactive substances?	Yes	No	Total (n)			
	18	82	2802			
If yes, what did you use before coming into prison?	Stimulant/Upper	46	Hallucinogen	22	Not sure	11
	Synthetic Cannabis	70	Downer	28		
During your time in prison have you even used new psychoactive substances?	Yes	No	Total (n)			
	18	82	2483			
If yes, what did you use in prison?	Stimulant/Upper	18	Hallucinogen	23	Not sure	12
	Synthetic Cannabis	78	Downer	16		
Are you being prescribed methadone?	Yes	No	Total (n)			
	20	80	1924			
If yes, is this prescription:	a reducing dose	a maintenance dose	a stabilising dose	Total (n)		
	21	48	32	381		
During your time in prison have you ever taken another prisoner's prescribed medication?	Yes	No	Total (n)			
	26	74	2244			

	Yes	No	Total (n)
Have you ever been supplied take-home naloxone?	18	82	2732
Have you been supplied take-home naloxone in the past 12 months?	8	93	2665
If yes, were you supplied take-home naloxone in prison?	63	37	197
If yes, were you supplied take-home naloxone in the community?	67	33	186
Have you ever administered naloxone to someone else?	9	91	2502
If yes, was this in the last 12 months?	38	62	219
Has someone ever administered naloxone to you?	7	93	2435
If yes, was this in the last 12 months?	39	61	163

	Yes	No	Don't take drugs	Total (n)
My drug taking was a problem for me on the outside	36	24	40	2770
I was under the influence of drugs at the time of my offence	38	25	37	2668
I committed my offence to get money for drugs	15	48	37	2634
I was receiving treatment for my drug use before my imprisonment	19	45	37	2648

	Yes	No	Don't take drugs	Total (n)
If I was offered help for my drug problem on the outside, I would take it	38	17	46	2708
If I was offered help for my drug problem in prison, I would take it	40	17	44	2633
I am worried that my drug taking will be a problem when I get out	22	35	43	2632
I was assessed for drug use upon my admission to prison	39	21	41	2621
I have been given the chance to receive treatment for drug use during my sentence	28	30	43	2614
I have received help/treatment for drug use during my sentence	25	33	43	2613
If yes, did you find the treatment useful?	82	18	n/a	613

	Yes	No	Total (n)			
I was drunk at the time of my offence	39	61	2737			
My drinking affected my ability to hold down a job	18	82	2680			
My drinking affected my relationships with family	32	68	2670			
If I was offered help in prison for alcohol problems I would take it	39	61	2583			
If I was offered help on the outside for alcohol problems I would take it	37	63	2594			
I am worried that alcohol will be a problem for me when I get out	19	81	2630			
Have you used alcohol in the last month while in this prison?	4	96	2622			
I was assessed for alcohol use on my admission to prison	29	71	2608			
I have been given the chance to receive treatment for alcohol problems during my sentence	23	77	2597			
I have received help/treatment for alcohol problems during my sentence	14	86	2583			
If yes, did you find this treatment useful?	85	15	356			

Please answer the following questions based on living in the community	Never	Less than monthly	Monthly	Weekly	Daily or almost daily	Total (n)
How often do you have six or more drinks on one occasion?	27	19	13	22	19	2653
How often during the last year have you found that you were not able to stop drinking once you had started?	67	5	4	9	14	2558
How often during the last year have you needed a first drink in the morning to get yourself going after a heavy drinking session?	76	4	3	5	12	2554
How often during the last year have you had a feeling of guilt or remorse after drinking?	67	9	4	7	13	2540
How often during the last year have you been unable to remember what happened the night before because you had been drinking?	63	10	7	9	11	2519

How often do you have a drink containing alcohol in the community?	Never	4 or more times a week	2 to 3 times a week	Monthly or less	2 to 4 times a month	Total (n)
	24	18	18	24	17	2682
How many drinks containing alcohol do you have on a typical day when you are drinking in the community?	1 or 2	3 or 4	5 or 6	7, 8 or 9	10 or more	Total (n)
	19	16	18	16	31	2026
	No	Yes, but not in the last year	Yes, during the last year	Total (n)		
	54	30	16	2715		
Have you or someone else been injured as a result of your drinking?	67	17	16	2629		
Has a relative or friend or a doctor/health worker been concerned about your drinking or suggested you cut down?						
	Yes	No	Total (n)			
	24	76	2753			
Have you even been involved in violence towards your spouse or partner?	20	80	2721			
Have you ever been convicted of an offence involving violence towards your spouse or partner?	30	70	2721			
Have you ever been a victim of violence from your spouse or partner?	40	60	2719			
As a child did you witness any violence between your parents/carers?						
	Yes	No	Total (n)			
	24	76	2785			
Do you share your cell with a smoker?	68	33	2776			
Are you a smoker?	53	47	1842			
If yes, do you want to give up smoking?	43	57	2574			
Have you received advice on the health risks of smoking in this prison?	72	28	2604			
Are you aware of stop-smoking service in this prison?	26	74	2562			
Have you been referred to the prison stop-smoking service?	48	53	2489			
Would you use the prison stop-smoking service to stop smoking?	42	58	2577			
Have you ever used e-cigs?	58	42	2484			
If e-cigs were available in prison would you use them instead of smoking tobacco?	34	66	2589			
Would you like to see smoke-free prisons introduced?						

How many times a week do you have at least 30 minutes of moderate exercise?	1 or less times per week	2 to 4 times per week	5 or more times per week	Total (n)			
	29	28	43	2712			
How many times do you go to the gym each week?	Don't go	1	2	3 to 5	More than 5	Don't know	Total (n)
	49	4	7	25	13	3	2832
How many times do you have recreation each week?	Don't go	1	2	3 to 5	More than 5	Don't know	Total (n)
	20	6	6	19	42	8	2782
How many times do you use the library each week?	Don't use it	1	2	More than 3	Don't know	Total (n)	
	49	29	9	6	6	2764	
How would you describe each of the following in this prison?	Very good	Fairly good	Ok	Fairly bad	Very bad	Total (n)	
The cleanliness of your hall	24	30	30	10	6	2884	
The cleanliness of the toilet area	26	28	30	10	7	2808	
The cleanliness of the showers	25	26	30	10	9	2837	
The cleanliness of your cell when you first moved in	15	20	28	18	20	2856	
How often do you get access to clean bed linen?	Every week	Every 2 weeks	Once a month	Never	Total (n)		
	89	4	2	5	2795		
How would you describe the following regarding food in this prison?	Very good	Fairly good	Ok	Fairly bad	Very bad	Total (n)	
The choice of menus	7	19	36	22	17	2885	
The size of portions	7	17	37	20	20	2863	
The condition of the food when you get it	6	13	37	23	21	2853	
The time at which meals are served	9	19	52	10	10	2834	



The meals provided in this prison meet my cultural/religious needs	Yes	No	Not relevant	Total (n)		
	27	13	60	2771		
How would you describe the following regarding the canteen system (bag and tag) in this prison?	Very good	Fairly good	Ok	Fairly bad	Very bad	Total (n)
the accuracy of my order	33	29	30	5	4	2828
The selection of goods	10	16	31	24	19	2817
The price of goods	10	16	38	18	18	2799
Overall, how would you describe the canteen system	12	20	40	16	12	2802
Do you have difficulty understanding/completing the canteen order form?	Yes	No	Total (n)			
	6	94	2747			
In this prison, have you been bullied by another prisoner or group of prisoners in the last month?	Yes	No	Total (n)			
	16	85	2850			
If yes, what did the bullying involve?	Physical abuse	46	Sexual abuse	8	Money	20
	Property	26	Religious insults	14	Racial insults	8
	Sexuality insults	21	Disability insults	22	Age	10
	Drugs	24	Name calling	69	Transgender	3
Did you report the bullying?	Yes	No	Total (n)			
	28	72	418			
Have you feared for your safety in this prison in the last month?	Yes	No	Total (n)			
	16	84	2837			
If yes, who made you fear for your safety?	Another prisoner	66	Non-uniformed member of staff	4	Group of prisoners	44
	A group of prison officers	16	A prison officer	28		
In which areas of the prison do you fear for your safety?	Hall generally	59	Recreation	28	The reception area	11
	Workshop/ work party	26	Toilets/showers	22	Segregation unit	7
	Corridors/ stairwells	35	Cell	38	Other	21

Information on the following issues have been communicated to me in a manner that I understand	Yes	No	Total (n)
Reception/Admission procedures	76	24	2524
Induction	76	24	2501
Meal menus	79	21	2520
The visit process/family contact	71	29	2506
Human rights/equality and diversity	52	48	2476
Prison rules/complaints	58	42	2519
Healthcare	70	30	2529
Freedom of Information	48	52	2469
Violence/Anti-bullying	61	39	2473
Education/Learning	72	28	2488
Programmes	60	40	2458
Service providers/community contact	53	47	2429

During this sentence in prison I have personally experienced discrimination in respects to the following:	Yes	No	Total (n)
Your age	8	92	2467
Disability	9	91	2409
Gender assignment	2	98	2372
Sex (gender)	3	97	2396
Race	5	96	2380
Religion or belief	9	91	2390
Sexual orientation	5	95	2368
Marriage/civil partnership	3	98	2318
If yes, did you report this discrimination?	Yes	No	Total (n)
	16	84	2343

If you reported the discrimination, were you satisfied with the way the matter was dealt with?	Yes	No	Total (n)
	14	86	118

Please indicate whether you agree with the following statements:	Yes	No	Total (n)			
I am able to observe/practice my religion/belief in this prison	85	15	2449			
My religion/belief is respected in this prison by staff	83	17	2372			
My religion/belief is respected in this prison by other prisoners	82	18	2355			
Do you understand how to access the Complaints Procedure?	Yes	No	Total (n)			
	77	23	2682			
Have you had any difficulties in accessing a copy of the Prison Rules?	Yes	No	Total (n)			
	36	64	2580			
	Always	Often	Sometimes	Rarely	Never	Total (n)
When I raise an issue with staff it is dealt with fairly	24	22	31	14	9	2635
Staff offer support to help me deal with my problems	24	20	27	16	13	2608
I believe I am viewed by staff as a valued individual in the prison	20	16	23	17	25	2625
I believe that staff care about my well being	24	17	25	14	20	2637
	Yes	No	Total (n)			
Have you ever carried a knife?	41	60	2777			
Have you carried a knife in the 12 months before coming into prison?	21	79	2743			
Have you been a victim of knife crime?	37	63	2752			
Have you ever used a knife to injure someone?	31	69	2745			
Have you ever been cautioned by the police for carrying a knife?	29	71	2747			
Have you been convicted of a knife crime?	34	66	2737			
If you were cautioned for carrying a knife would this stop you?	42	58	2595			
Are you a gang member?	7	93	2730			
Will you ever carry a knife again?	16	84	2495			
What was your main reason for carrying a knife?	Self defence	73	Gang member	26	Total (n)	
	Don't feel safe where I live	36	Because other people do	11		
	Previously been threatened	22	Someone asked me to	2		1126

Are you in regular contact with anyone outside the prison?	No	Yes, by letter	Yes, by telephone	Yes, by visits	Yes, by home leave	Total (n)	
	11.8	62	71	52	3	3038	
How often do you get visits from family and friends?	Never	Daily	Weekly	Fortnightly	Monthly	Other	Total (n)
	24	4	33	13	13	12	2713
How would you describe the following:	Very good	Fairly good	Ok	Fairly bad	Very bad	Total (n)	
Access to family and friends	25	25	34	7	9	2610	
access to the Family Contact Officer in this prison	14	15	42	13	16	2367	
The length of visits	14	16	42	15	13	2506	
The ability to arrange visits	21	21	41	9	8	2489	
Facilities for children at visits	15	20	48	10	9	2234	
Facilities for disabled visitors	13	17	52	10	9	2120	
The timing of visits	14	18	45	14	9	2465	
The quality of visits	17	19	45	12	8	2465	
Respectful behaviour shown by staff in relation to visits	21	19	40	11	10	2459	
Are there any particular problems for people visiting you in prison?	Yes	No	Total (n)				
	47	53	2658				
If yes to the above, please say why	Distance	70	Location of prison	41	No transport	38	
	Cost	55	Childcare	13	Stress of visit	32	
Has anyone helped you with family issues in this prison?	Yes	No	Total (n)				
	20	80	2265				
If yes to the above, please say who helped you	Family Contact Officer (FCO)	50	Prison Social Worker	16	Priest	8	
	Imam	11	Minister	7	Other	21	
	Personal Officer	43	Outside Social Worker	8			
Do you have children?	Yes	No	Total (n)				
	62	38	2727				
If yes, please indicate how many children you have under 18 years of age?	1 child	2 children	3 children	4 children	5 children	6+ children	
	40	30	16	7	4	3	

If you have children, are you receiving visits from them?	<b>Yes</b>	<b>No</b>	<b>Total (n)</b>	
	35	65	1597	
If you have children, were you involved in caring for any of your children before you came into prison for this remand/sentence?	<b>Yes</b>	<b>No</b>	<b>Total (n)</b>	
	57	44	1576	
If you have children, will you be involved in caring for them when you get out of prison?	<b>Yes</b>	<b>No</b>	<b>Don't know</b>	<b>Total (n)</b>
	53	25	22	1542
Have you ever undertaken work in prison?	<b>Yes</b>	<b>No</b>	<b>Total (n)</b>	
	79	21	2720	
<b>If yes, please answer the following:</b>	<b>Yes</b>	<b>No</b>	<b>Total (n)</b>	
Prison work has helped me to work regular hours	55	45	2019	
Prison work has helped me learn to work with other people	59	41	2026	
Prison work has helped me take more responsibility	59	41	2017	
Prison work has helped me learn new skills	65	35	2030	
Prison work will help me get a job on release	36	64	1985	
Have you ever done voluntary work outside prison?	43	57	2063	
Volunteering can help me gain new skills and experience for employment	69	31	1971	
Volunteering can give you a sense of well being and self respect	76	24	1978	
Volunteering can help people integrate into their community	76	24	1953	

	Always	Often	Sometimes	Rarely	Never	Total (n)
I am treated with respect by staff in the prison	28	29	29	10	5	2744
Staff in this prison are positive role models	18	18	31	16	17	2670
Have staff in the SPS been helpful in supporting you to address your offending behaviour?	Yes	No	Total (n)			
	42	58	2532			
Are you aware of independent prison monitors?	Yes	No	Total (n)			
	48	52	2699			
Are you aware of recent 'Control of Release' legislation which permits release of a prisoner up to 2 days early to assist community reintegration?	Yes	No	Total (n)			
	14	86	2533			
Do you know about Throughcare Support Services?	Yes	No	Total (n)			
	41	59	2701			
If yes, when and how did you find out about Throughcare Support Services?	Induction	30	Pre release	18		
	Personal Officer	22	Another prisoner	35		
	TSO	8	Other	16		
	Links centre	30				
Have you accessed any services based in this prison to help you prepare for release?	Yes	No	Total (n)			
	29	72	2690			
If yes, which services did you access?	Housing	56	Welfare benefits	40		
	Employment	27	Health	22		
	Training	11	Addictions	39		
	Relationships	8	Throughcare	25		
	Financial advice	14	Other	10		

How would you rate the service you accessed?	Very good	Good	Ok	Poor	Very poor	Total (n)
Housing	19	23	30	17	11	530
Employment	16	21	37	13	13	415
Training	18	18	34	19	11	338
Relationships	16	16	40	15	13	306
Financial advice	18	19	35	15	14	332
Welfare benefits	17	23	37	13	10	415
Health	18	20	38	12	12	376
Addictions	24	27	29	10	9	448
Throughcare	30	21	31	7	11	353

Where were you living just before coming into prison?	Owner-occupier	17	Hostel	5	Private rented	16
	Lodger	9	Sofa surfing	5	Sleeping rough	2
	Bed & breakfast	1	Housing association	11	<b>Total (n)</b>	<b>2702</b>
	Council tenant	35	Squat	0		

Did you lose your tenancy/accommodation when you came to prison?	Yes	No	<b>Total (n)</b>			
	<b>49</b>	<b>51</b>	<b>2481</b>			

Where will you be living when you leave prison?	Owner-occupier	13	Council tenant	22	Housing association	6
	Private rented	9	Lodger	7	Hostel	3
	Squat	0	Sleeping rough	2	Bed & breakfast	1
	Sofa surfing	2	Don't know	35	<b>Total (n)</b>	<b>2532</b>

Were you in care as a child?	Yes	No	Total (n)			
	26	74	2742			
If yes, which type of care?	Family member	19	Foster family	32	Residential care home	65
	Secure unit	38	Other	11		
If you were in care, how many placements did you have?	1 or 2	41	5 or 6	11		
	3 or 4	20	More than 6	27		
Were you in care at the age of 16 years?	Yes	No	Total (n)			
	56	44	663			
Were you ever:	Involved in a children's hearing	29	Appointed a social worker	31	Total (n)	
	Truant from school	32	Excluded from school	31	3035	
Have you ever served in the Armed Forces?	Yes	No	Total (n)			
	9	91	2868			
If yes, which service?	Army	76	Navy	8		
	Airforce	8	Reservist	8		
What was your method of discharge?	Normal	59	Medical	28		
	Administrative	12	Still serving	2		
Are you on remand?	Yes	No	Total (n)			
	20	80	2790			
	Never	1-5 times	6-10 times	Over 10 times	Total (n)	
How many times have you been on remand before?	29	43	11	16	2752	
How many times have you been in prison on a sentence before?	35	39	11	15	2644	
If you are convicted, how long is your present sentence?	Up to 90 days	6	Over 4 years up to 10 years	23	Total (n)	
	Over 3 months up to 12 months	20	Over 10 years	5	2422	
	Over 1 year up to 4 years	35	Life/WLT	11		



Have you ever served a sentence in the community?	41	59	2706			
Have you ever received a custodial sentence as a result of breaching a community sentence?	27	73	2685			
Do you think that convicted/sentenced prisoners should have the right to vote in elections?	90	10	2663			
While you were growing up (before the age of 18) were your parents separated or divorced?	Yes	No	Total (n)			
	49	51	1900			
While you were growing up (before the age of 18)	Never	Once or twice	Sometimes	Often	Very often	Total (n)
How often did your parents or adults in your home slap, hit, kick, punch, or beat each other up?	56	11	16	9	8	1937
How often did a parent or adult in your home ever hit, kick or physically hurt you?	55	11	15	10	9	1932
How often did a parent or adult in your home ever swear at you, insult you, put you down or humiliate you?	45	14	16	12	13	1933
How often were you bullied at school, home or elsewhere (includes threats, nasty names and tricks, social exclusion, spreading lies or rumours)?	39	17	17	13	14	1938
How often did someone at least five years older than you (including adults) ever touch you - or try to make you touch them sexually?	78	9	6	3	4	1920
How often did anyone at least five years older than you (including adults) force you to have any type of sexual intercourse (oral, anal or vaginal)?	84	6	4	2	4	1903
While you were growing up (before the age of 18) how true was the following:	Never true	Rarely true	Sometimes true	Often true	Very often true	Total (n)
You didn't have enough to eat, had to wear dirty clothes, or had no one to protect you?	72	8	10	5	5	1902
Your parents were too drunk or high to take care of you or take you to the doctor if you needed it?	81	6	7	3	3	1895
While you were growing up (before the age of 18)	Yes	No	Total (n)			
Did you live with anyone who was depressed, mentally ill or suicidal?	32	68	1907			
Did you live with anyone who was a problem drinker or alcoholic?	36	64	1906			
Did you live with anyone who used illegal street drugs or who abused prescription medications?	20	80	1899			
Did you live with anyone who served time or was sentenced to serve time in a prison or young offenders institution?	24	76	1900			

Are you:	<b>Male</b>	<b>Female</b>	<b>Total (n)</b>			
	93	7	2971			
What is your sexual orientation?	Heterosexual	89	Bisexual	4	<b>Total (n)</b>	
	Gay	3	Prefer not to say	4	<b>2678</b>	
What is your age?	16 to 20 years	7	40 to 49 years	20	70 or over	2
	21 to 29 years	23	50 to 59 years	12	<b>Total (n)</b>	2870
	30 to 39 years	30	60 to 69 years	6		
What is your ethnic background?	<b>White</b>		<b>Asian, Asian Scottish or Asian British</b>		<b>Caribbean or Black</b>	
	Scottish	88 (n=2436)	Pakistani, Pakistani Scottish	(n = 15)	Caribbean, Caribbean Scottish or Caribbean British	(n=4)
	Irish	1(n=33)	Bangladeshi, Bangladeshi Scottish or Bangladeshi British	(n=1)	Arab, Arab Scottish or Arab British	(n=2)
	Polish	1 (n=21)	Indian, Indian Scottish or Indian British	(n=12)	<b>African</b>	
	Other British	6 (n = 172)	Chinese, Chinese Scottish or Chinese British	(n=5)	African, African Scottish or African British	(n=12)
	Gypsy/Traveller	1 (n =25)				
	<b>Other or Mixed ethnic group</b>					
	Other or Mixed ethnic group	1 (n=31)	<b>Total (n)</b>	<b>2773</b>		

**16TH PRISONER SURVEY 2017**  
**CHANGE OVER TIME - YEAR ON YEAR**

<b>YEAR-ON-YEAR COMPARISONS</b>	<b>2008</b>	<b>2009</b>	<b>2011</b>	<b>2013</b>	<b>2015</b>	<b>2017</b>
<b>ATMOSPHERE</b>						
<i>How would you describe the atmosphere in each of the following in THIS prison?</i>						
<i>Your hall or dormitory</i>	85	85	87	88	86	87
<b>HEALTH</b>						
<i>During your time in this prison, on this sentence which of the following have you attended?</i>						
<i>Doctor</i>	74	73	71	81	79	73
<i>Nurse</i>	74	75	77	80	82	77
<i>Mental Health Staff</i>	20	20	24	27	29	34
<i>Dentist</i>	33	37	39	38	36	41
<i>Optician</i>	-	-	-	18	16	25
<i>None of these</i>	8	8	6	8	7	9
<b>FOR YOUR MOST RECENT appointment IN THIS PRISON please indicate the length of time you waited/have been waiting to see the following health care staff:</b>						
<i>Nurse</i>						
<i>Same day</i>	34	34	27	25	28	18
<i>1-2 days</i>	28	28	28	30	30	28
<i>3-5 days</i>	16	16	18	18	16	21

<i>6-10 days</i>	5	7	8	8	7	12
<i>Over 10 days</i>	7	8	9	10	9	12
<i>Not relevant</i>	9	8	10	9	10	10
<i>Doctor</i>						
<i>Same day</i>	13	12	9	8	7	4
<i>1-2 days</i>	26	26	26	22	23	16
<i>3-5 days</i>	20	21	21	19	21	16
<i>6-10 days</i>	15	14	14	15	13	18
<i>Over 10 days</i>	15	18	17	26	25	35
<i>Not relevant</i>	10	10	13	11	11	11
<i>Mental Health Staff</i>						
<i>Same day</i>	6	7	5	5	8	4
<i>1-2 days</i>	9	10	8	11	12	8
<i>3-5 days</i>	11	11	11	10	9	10
<i>6-10 days</i>	8	8	7	8	9	10
<i>Over 10 days</i>	24	24	19	25	16	31
<i>Not relevant</i>	42	42	40	41	46	38
<i>Dentist</i>						
<i>Same day</i>	-	2	3	1	2	1
<i>1-2 days</i>	-	2	1	2	3	2
<i>3-5 days</i>	-	4	5	2	3	5

6-10 days	-	6	8	4	5	9
Over 10 days	-	64	61	64	61	56
Not relevant	-	23	22	26	26	27
<b>Optician</b>						
Same day	-	-	-	1	1	1
1-2 days	-	-	-	1	2	1
3-5 days	-	-	-	2	1	2
6-10 days	-	-	-	5	6	7
Over 10 days	-	-	-	40	35	42
Not relevant	-	-	-	51	55	47
<b>HYGIENE &amp; FITNESS</b>						
<i>How many times A WEEK do you have AT LEAST 30 MINUTES of MODERATE EXERCISE? (Like brisk walking)</i>						
1 or less times per week	18	18	21	20	24	29
2 to 4 times per week	24	23	23	26	25	28
5 or more times per week	58	59	56	54	51	43
<b>DRUG USE IN PRISON</b>						
Have you <b>EVER</b> used <b>ILLEGAL</b> drugs in prison?	48	45	45	38	43	39
If <b>YES</b> , has your drug use changed during your current period in prison?	83	81	81	82	76	83
If <b>YES</b> , in what way?						
Increased	18	16	14	14	20	13

<i>Decreased</i>	74	77	76	63	60	30
<i>Same use but different drugs</i>	8	8	10	14	10	14
<i>Only started using in prison</i>	-	-	-	10	10	13
<i>Are you sharing your cell with a drug user?</i>						
<i>YES</i>	21	16	16	12	10	9
<i>NO</i>	71	77	76	83	85	86
<i>DON'T KNOW</i>	8	7	7	5	5	5
<i>Have you used <b>ILLEGAL</b> drugs in the <b>LAST MONTH</b> while in <b>THIS PRISON</b>?</i>	26	22	20	28	24	22
<i>Have you <b>EVER INJECTED</b> drugs <b>IN PRISON</b>?</i>	8	8	7	6	6	5
<i>Have you <b>INJECTED</b> drugs <b>IN PRISON</b> in the <b>LAST MONTH</b>?</i>	3	3	1	2	2	1
<i>If <b>YES</b>, you <b>INJECTED</b> in the <b>LAST MONTH</b>, did you share your works?</i>	80	71	69	86	82	50 (n=12)
<b>DRUG SERVICES</b>						
<i>Are you being prescribed methadone?</i>	20	20	23	21	20	20
<i>If YES, is this prescription:</i>						
<i>a <b>REDUCING</b> dose</i>	15	22	20	23	21	21
<i>a <b>MAINTENANCE</b> dose</i>	85	78	80	52	57	48
<i>a <b>STABILISING</b> dose</i>	-	-	-	25	22	32
<i>If I was offered help for my drug problem <b>ON THE OUTSIDE</b>, I would take it</i>	45	44	47	39	39	38

<i>If I was offered help or my drug problem <b>IN PRISON</b>, I would take it</i>	47	45	48	42	42	40
<i>I am worried that my drug taking will be a problem when I get out</i>	28	26	26	21	24	22
<i>I was assessed for drug use upon my admission to prison</i>	52	51	56	46	39	39
<i>I have been given the chance to receive treatment for drug use during my sentence</i>	39	38	41	33	28	28
<i>I have received help/treatment for drug use during my sentence</i>	33	33	36	28	24	25
<b>DRUGS BEFORE PRISON</b>						
<i>Did you use <b>ILLEGAL</b> drugs in the <b>12 months</b> before being in prison?</i>	69	67	64	62	x	x
<b>DISABILITY AND LONG-TERM ILLNESS</b>						
<i>Have you got a disability?</i>	-	19	19	25	26	34
<i>Have you got a long-term illness?</i>	-	24	25	29	30	35
<b>LITERACY</b>						
<i>Do you have any problems with your reading?</i>	13	13	18	13	12	12
<i>Do you have any problems in writing?</i>	16	15	21	17	14	15
<b>FOOD</b>						
<i>How would you describe each of the following in this prison?</i>						
<i>The choice of menu</i>	54	55	56	60	61	62
<i>The size of portions</i>	48	51	47	50	55	61
<i>The condition of the food when you get it</i>	56	56	51	50	53	56

<i>The time at which meals are served</i>	81	81	81	81	80	80
<b>CANTEEN</b>						
<b><i>How would you describe the following regarding the canteen system (bag &amp; tag) in THIS prison?</i></b>						
<i>The accuracy of my order</i>	86	87	87	92	93	92
<i>The selection of goods</i>	57	57	56	59	59	57
<i>The price of goods</i>	56	56	48	61	67	64
<i>Overall, how would you describe the canteen system</i>	72	71	65	73	71	72
<b>CLEANLINESS</b>						
<b><i>How would you describe each of the following?</i></b>						
<i>The cleanliness of your hall or dormitory</i>	84	85	84	82	86	84
<i>The cleanliness of the toilet area</i>	81	83	82	83	84	84
<i>The cleanliness of the showers</i>	75	77	78	78	81	81
<i>The cleanliness of your cell when you first moved in</i>	52	54	61	62	62	63
<b><i>How OFTEN do you get access to clean bed linen?</i></b>						
<i>Every week</i>	86	88	92	90	91	89
<i>Every 2 weeks</i>	5	4	3	4	4	4
<i>Once a month</i>	1	1	1	1	1	2
<i>Never</i>	7	6	4	5	4	5
<b>VISITS &amp; CONTACT</b>						
<b><i>Are you in REGULAR CONTACT with anyone outside the prison?</i></b>						



<i>No</i>	8	8	7	10	9	11
<i>Yes, by letter</i>	67	70	73	67	68	62
<i>Yes, by telephone</i>	73	76	74	82	83	71
<i>Yes, by visits</i>	58	61	63	61	62	52
<i>Yes, by home leave</i>	4	3	4	5	4	3
<b><i>How often do you get visits from family and friends?</i></b>						
<i>Never</i>	21	21	23	24	25	24
<i>Daily</i>	6	5	4	4	4	4
<i>Weekly</i>	37	34	32	36	38	33
<i>Fortnightly</i>	15	16	16	15	16	13
<i>Monthly</i>	12	13	14	16	11	13
<i>Other</i>	10	11	11	12	6	12
<b><i>How would you describe each of the following?</i></b>						
<i>Access to family and friends</i>	79	81	81	84	83	84
<i>Access to FCO in this prison</i>	66	70	70	72	74	71
<i>The length of the visits</i>	58	63	63	73	73	72
<i>The ability to arrange visits</i>	71	80	84	85	84	83
<i>Facilities for children at visits</i>	67	66	70	77	81	83
<i>Facilities for disabled visitors</i>	72	76	77	82	80	82
<i>The timing of visits</i>	68	75	75	79	78	77
<i>The quality of visits</i>	-	71	73	79	80	81

<i>Are there any particular problems for people visiting you in this prison?</i>	64	61	63	57	52	47
<b>CHILDREN</b>						
<i>Do you have children?</i>	-	-	49	63	61	62
<i>If YES, please indicate how many children you have under 18 years of age:</i>						
<i>1 child</i>	46	48	46	42	39	40
<i>2 children</i>	30	29	27	31	33	30
<i>3 children</i>	14	13	12	14	12	16
<i>4 children</i>	6	6	7	7	9	7
<i>5 children</i>	2	2	3	3	3	4
<i>6+ children</i>	2	2	1	3	2	3
<b>DRUG USE OUTSIDE</b>						
<i>My drug taking was a problem for me <b>ON THE OUTSIDE</b></i>	44	41	39	35	38	36
<i>I was under the influence of drugs at the time of my offence</i>	49	45	44	39	40	38
<i>I committed my offence to get money for drugs</i>	22	19	18	16	17	15
<i>I was receiving treatment for my drug use before my imprisonment</i>	21	21	23	21	21	19
<b>ALCOHOL</b>						
<i>I was drunk at the time of my offence</i>	49	50	50	45	41	39
<i>My drinking affected my ability to hold down a job</i>	23	24	25	21	19	18

<i>My drinking affected my relationships with family</i>	36	38	38	35	32	32
<i>If I was offered help <b>IN PRISON</b> for alcohol problems I would take it</i>	46	47	48	41	37	39
<i>If I was offered help <b>ON THE OUTSIDE</b> for alcohol problems I would take it</i>	42	43	45	39	36	37
<i>I am worried that alcohol will be a problem for me when I get out</i>	23	23	24	21	17	19
<i>Have you used alcohol in the <b>LAST MONTH</b> while in <b>THIS PRISON</b>?</i>	6	7	6	5	4	4
<i>I was assessed for alcohol use on my admission to prison</i>	36	38	37	33	27	29
<i>I have been given the chance to receive treatment for alcohol problems during my sentence</i>	37	39	35	31	25	23
<i>I have received help/treatment for alcohol problems during my sentence</i>	22	24	23	20	14	14
<b>SMOKING</b>						
<i>Do you <b>SHARE</b> your cell with a <b>SMOKER/SMOKERS</b>?</i>	54	43	46	34	26	24
<i>Are you a <b>SMOKER</b>?</i>	79	76	76	74	72	68
<i>If <b>YES</b>, do you want to give up smoking?</i>	55	58	56	60	56	53
<i>Have you received advice on smoking &amp; its related health risks since coming to prison?</i>	-	-	-	34	39	43
<b>BODY ART AND HEPATITIS C</b>						
<i>Do you have any body piercing/s?</i>	23	23	22	23	23	x

<i>If <b>YES</b>, did you get any piercing/s in <b>PRISON</b>?</i>	6	6	9	7	6	x
<i>Do you have any tattoos?</i>	54	55	59	62	61	x
<i>If <b>YES</b>, did you get any tattoos in <b>PRISON</b>?</i>	18	17	13	18	16	x
<i>During your time <b>IN PRISON</b> have you ever been tested for Hepatitis C?</i>	31	32	48	48	46	x
<i>Would you take a Hepatitis C test if this were offered to you <b>IN PRISON</b>?</i>	81	81	85	84	84	x
<i>During your time in <b>PRISON</b> have you been given any information about Hepatitis C?</i>	51	49	58	54	47	x
<b>MENTAL HEALTH &amp; WELL BEING</b>						
<i>I've been feeling optimistic about the future</i>	71	64	72	70	68	72
<i>I've been feeling useful</i>	59	74	60	63	62	56
<i>I've been feeling relaxed</i>	68	67	71	72	66	67
<i>I've been feeling interested in other people</i>	52	53	56	57	53	55
<i>I've had energy to spare</i>	69	64	71	70	67	65
<i>I've been dealing with problems well</i>	75	77	77	77	74	74
<i>I've been thinking clearly</i>	78	79	80	79	76	75
<i>I've been feeling good about myself</i>	68	63	70	71	66	63
<i>I've been feeling close to other people</i>	52	55	56	57	51	52
<i>I've been feeling confident</i>	69	62	71	71	68	67
<i>I've been able to make up my own mind about things</i>	85	85	85	85	85	83
<i>I've been feeling loved</i>	53	55	55	53	52	52

<i>I've been interested in new things</i>	65	64	68	68	65	64
<i>I've been feeling cheerful</i>	66	68	68	69	67	64
<b>BULLYING &amp; SAFETY</b>						
<i>Bullying (Have you been bullied in the last month)</i>	12	11	10	15	12	16
<i>Safety (Feared for Safety in the last month)</i>	18	18	16	17	15	16
<b>RELATIONSHIPS</b>						
<b><i>How well would you say you got on with each of the following groups?</i></b>						
<i>Prisoners in your hall</i>	91	91	94	95	96	96
<i>Officers in your hall</i>	91	92	91	92	93	92
<b>LIFE SKILLS</b>						
<b><i>Have you attended a LEARNING CENTRE in THIS PRISON?</i></b>	43	46	47	49	46	56

