



PRISONER SURVEY 2015




15th Series

**Research
Strategy and Innovation**

James Carnie and Róisín Broderick

December 2015



EXECUTIVE SUMMARY

Custodial history

One fifth (20%) of prisoners said that they were on remand at the time of completing the 2015 prisoner survey; 80% had been sentenced.

Sentence length

One third are serving a sentence of over 1 year up to 4 years (31%), followed by a quarter serving over 4 years up to 10 years (25%), and one fifth serving over 3 months and up to 12 months (23%). A minority (5%) are serving over 10 years, and one in ten respondents are serving a Life/WLT sentence (10%).

Atmosphere & Relationships

The majority of prisoners (86%) reported the atmosphere in their hall/dormitory as 'very relaxed', 'fairly relaxed' or 'neither relaxed nor tense'. A majority of respondents described their relationship with prisoners in their hall and officers in their hall in positive terms (96% and 93% respectively).

Health

Eight in ten prisoners reported that they had attended the nurse (82%) and doctor (79%). Just over one third of prisoners indicated that they had attended the dentist (36%) and three in ten respondents had been seen by mental health staff (29%).

Disability and Long Term Illness

One quarter reported having a disability (26%). Three in ten prisoners reported having a long term illness (30%), with 65% stating that staff know they have a long term illness.

Mental health & well-being

As many as 85% reported 'I've been able to make up my mind about things', 76% said they were thinking clearly, and 74% said they were 'dealing with problems well'.

Hepatitis C

Almost half of prisoners said that they had been given information about Hepatitis C during their time in prison (47%). The majority would take a Hepatitis C test in prison if they were offered one (84%).

Drugs use

Two in five respondents reported being under the influence of drugs at the time of their offence (40%) and 38% stated their drug use was a problem for them on the outside. Around one sixth of prisoners reported that they committed their offence to get money for drugs (17%) and one in five were receiving treatment for drug use before they were imprisoned (21%).

New Psychoactive Substances (Legal Highs)

Over a quarter (27%) of prisoners had used NPS/legal highs before going into prison, with synthetic cannabis being the most commonly used drug (60%) and stimulant/upper (60%). In prison, one in ten prisoners (11%) said they had used NPS/legal highs, with synthetic cannabis again being the most commonly used (82%), followed by stimulant/upper (42%).

Drug services

Two in five prisoners reported they had been assessed for drug use upon admission to prison (39%), this is a 7% drop in the numbers assessed as reported in the 2013

survey. In the region of one quarter of prisoners said they have been given the chance to receive treatment for drug use (28%) or that they have received help/treatment for drug use during their sentence (24%), both statements showing a decrease since 2013.

Alcohol use

Two in five prisoners who completed a questionnaire reported being drunk at the time of their offence (41%), a decrease of 4% since 2013. One in five reported that drinking affected their ability to hold down a job (19%) and one third of prisoners admitted that their drinking affected their relationship with their family (32%).

Smoking

Three quarters of prisoners reported that they are smokers (72%). Over a third of prisoners had received advice on smoking and its related health risks since coming into prison (39%). A similar number had previously used e-cigs (32%) and two thirds reported that they would use e-cigs instead of smoking tobacco if they were available in prison (66%).

Visit's and contact with family and friends

Nine in ten prisoners were in regular contact with someone outside the prison (91%). The most common forms of contact were telephone (83%), followed by letter (68%) and visits (62%). Over a third of prisoners received visits weekly (38%), while 16% received visits fortnightly, and 11% received visits monthly. A minority (4%) who were nearing the end of their sentence were eligible for 'Home Leave'.

Family issues & support

One in five prisoners reporting had received help with family issues in prisons (21%). Half had received help from their Personal Officer (51%) and/or the Family Contact

Officer (FCO) (48%). One fifth (19%) received help from an outside prison social worker, 16% from a Priest, 14% from a prison social worker, 12% from a Minister, and 2% from an Imam.

Prisoners' Children

Almost two thirds of those taking part in the prisoner survey reported having children (61%). Of these, two in five (40%) had one child and a third had two children (33%).

In Care as a child

One quarter of prisoners indicated that during their up-bringing they had been in care (26%) and almost one fifth had been in care at the age of sixteen (16%).

Hygiene and Fitness

When asked how many times a week prisoners have at least 30 minutes of moderate exercise (like brisk walking), a quarter said one or less times per week (24%) or two to four times per week (25%), and half said five or more times per week (51%).

Cleanliness

Eight out of ten respondents rated the cleanliness of their hall (86%), toilets (84%) and showers (81%) as 'ok', 'fairly good' or 'very good'.

Food and Canteen

Although eight in ten respondents were content with the time meals were served (80%) only six in ten were content with the menu choice (61%), and only half were content with the portion size (55%) and the condition of the food when it arrived (53%).

Knife Crime

A quarter of prisoners (23%) said they have carried a knife in the last 12 months before

coming into prison. Just over a third of prisoners (36%) indicated they have been a victim of knife crime. Interestingly, a similar number of prisoners (33%) had used a knife to injure someone.

Domestic Violence

One in five prisoners (21%) reported they had been involved in violence towards their spouse or partner, with 17% saying they had been convicted of an offence involving violence towards their spouse or partner.

Safety

The minority of prisoners who reported fears for their safety (15%) were asked to indicate who made them fear for their safety. Almost two thirds (61%) of these respondents highlighted that another prisoner made them fear for their safety, 45% feared for their safety from a group of prisoners, 21% from a prison officer, 15% from a group of prison officers (excluding control and restraint), and 9% from a non-uniformed member of staff.

Bullying

Prisoners were asked to indicate whether they had experienced any bullying in the last month, with a minority (12%) of prisoners saying that they had. Of those who felt bullied, 37% said that they reported it.

Accommodation

Six in ten (61%) reported they were a lodger before going to prison, 37% lived in private rented accommodation and, 36% were council tenants. Almost half of prisoners who specified said that they lost their tenancy/accommodation when they went to prison (45%).

Literacy & Numeracy

Prisoners were asked to detail whether they had any problems with reading, writing or numbers. Over one in ten prisoners reported that they had difficulty with writing (14%), reading (12%) and/or numbers (11%).

Learning Centre

Almost half of those reporting had attended a learning centre whilst in prison (46%). Over half had studied IT (56%), Art (55%) and Literacy and Numeracy (52%).

Beliefs

Nine in ten prisoners reported being able to practice their religion/belief in their prison (82%). Three quarters felt their religion/belief was respected by staff (78%), and by other prisoners (75%).

Programmes/Intervention

Almost a third of those reporting attended Substance Related Offending (31%), while a quarter had attended Anger Management (26%). Almost half reported attending no programmes (48%).

Prison Rules

Three quarters of those reporting understood the process of accessing the 'Complaints Procedure' (77%) and felt that when they raised an issue with staff that it was dealt with fairly (76%).

Preparation of release

Almost one third of prisoners had accessed services while in prison in order to help them prepare for release (30%), an increase from 2013 figures (26%).

INTRODUCTION

This Report describes the key findings of the Scottish Prison Service's (SPS) biennial Prisoner Survey. The Survey, which is undertaken in each of the 15 Scottish prisons, involves all Scottish prisoners.¹ The average age of prisoners was 33 yrs. Of the 92% of males and 8% of female prisoners, 80% were convicted and 20% were untried.

The Survey has a number of objectives:

- to make use of prisoners' perceptions of service-delivery and service-quality in business planning;
- to provide prisoners with an opportunity to comment on a range of issues that impact on their experience in prison;
- to allow staff to get a better understanding of how the halls or areas they manage compare to equivalent areas and halls and in so doing to provide a tangible way to help share items of 'best practice'; and finally,
- to allow the SPS through repetition of the same questions, to track progress (or the lack of it) across the various dimensions that are included in the Survey.

The Use Made of the Survey

The Survey is not simply about asking prisoners for their views. The Survey is about helping inform and shape change in the SPS and is directed at improving the quality of service delivery in every prison. This approach is predicated on the well-established belief that for change to be effective it is imperative that the views of prisoners are factored into the planning equation. The remainder of this Report sets out how prisoners view their experience of imprisonment and the way the SPS goes about delivering its services.

Content and Coverage

The Survey is focused intentionally upon the core elements of prison life: living conditions, family contact, healthcare, relationships and atmosphere. The Survey also seeks views on such issues as perceived safety, bullying, drug use and mental health. As it is completed in a relatively short timeslot it purposely avoids detailed questions on complex issues.

The Survey is distributed to all prisoners and all establishments within Scotland. In this sense, the exercise is a census. This year's Survey, the fifteenth to run since 1990, achieved an overall prisoner response rate of 55%. Of these, 92% were male and 8% were female.

¹ The 2015 Survey fieldwork covered the period July to August 2015. Establishments were given the option either to distribute the questionnaires or have the research team do so. Prior to these visits, posters were displayed in prominent areas in the prison informing prisoners and staff of the Survey and the day it would take place in their establishment. The evening prior to the Survey, each prisoner was given a leaflet informing them of the Survey and its aims. On the day of the Survey, prisoners were issued with a survey form by a member of the Survey Team or prison staff. After being given the chance to complete the questionnaire in the privacy of their cell, the completed forms (sealed in an envelope) were personally collected by a member of the Survey Team or prison staff. This methodology helps ensure that when handing out the forms each prisoner is given a brief explanation of why the Survey is taking place and has an opportunity to ask questions. The response rate for the 2015 Prisoner Survey was 55%.

The majority of respondents were Scottish (87%), with a minority of respondents stating that they were from another ethnic background. The 2015 questionnaire was translated into four key foreign languages. Interpreters were also provided as necessary on fieldwork day.

Custodial history

One fifth (20%) of prisoners said that they were on remand at the time of completing the 2015 prisoner survey; 80% had been sentenced.

Respondents’ remand and custodial history is outlined in Table 1. This shows that prisoners were more likely to report being on remand between 1 and 5 times (43%). One fifth said that they had been on remand over 10 times (19%) and one tenth said between 6 and 10 times (12%). A quarter of prisoners said that they had ‘never’ previously been on remand (26%).

One third of those reporting had ‘never’ previously served a prison sentence (32%), while four in ten had served between 1 and 5 sentences (41%), 12% between 6 and 10 sentences, and 15% had served over 10 sentences.

Table 1. Prison History	Never	1-5 times	6-10 times	Over 10 times
Number of times on remand	26	43	12	19
Number of times previously on a sentence	32	41	12	15

Table 2 below shows the sentence length of those prisoners reporting in the survey. One third are serving a sentence of over 1 year up to 4 years (31%), followed by a quarter serving over 4 years up to 10 years (25%), and one fifth serving over 3 months and up to 12 months (23%). A minority (5%) are serving over 10 years and one in ten respondents is serving a Life/WLT sentence (10%).

Table 2. Sentence length

Up to 90 days	6	Over 4 years up to 10 years	25
Over 3 months up to 12	23	Over 10 years	5
Over 1 years up to 4 years	31	Life/WLT	10

Under half of prisoners said that they had previously served a sentence in the community (44%). One third of those responding said that they have received a custodial sentence as a result of breaching a community sentence (32%).

Atmosphere & Relationships

The majority of prisoners (86%) reported the atmosphere in their hall/dormitory as ‘very relaxed’, ‘fairly relaxed’ or ‘neither relaxed nor tense’.

Relationships between prisoners and staff were judged to be positive by the vast majority of prisoners. A majority of respondents described their relationship with prisoners in their hall and officers in their hall in positive terms (96% and 93% respectively).

Relationships with staff in the vehicle on their most recent court escort were rated slightly less positively (80%). A majority of prisoners (87%) were of the opinion that they were treated with respect by staff in prison and two thirds (66%) viewed staff as positive role models.

Health

Eight in ten prisoners reported that they had attended the nurse (82%) and doctor (79%). Due to availability on site, prisoners tend to avail themselves of health services that they might not otherwise bother accessing in the community. Just over one third of prisoners indicated that they had attended the dentist (36%) and three in ten respondents had been seen by mental health staff (29%).

Over half of prisoners saw the nurse within two days of asking to see them (58%), while 30% saw the doctor within two days. A quarter stated it took over 10 days to see the doctor (25%). Almost two thirds (61%) said that it took over 10 days to see the dentist, while one third (35%) said it took this length of time to see the optician. This can be seen in Table 3.

Table 3. Time waited to see health care staff

	Same Day	1-2 days	3-5 days	6-10 days	Over 10 days	Not Relevant
Nurse	28	30	16	7	9	10
Doctor	7	23	21	13	25	11
Mental Health Staff	8	12	9	9	16	46
Dentist	2	3	3	5	61	26
Optician	1	2	1	6	35	55

When asked to rate the quality of healthcare in their prison in general, six in ten prisoners (59%) rated it positively (as either ‘very good’, ‘good’, or ‘ok’).

Disability and Long Term Illness

One quarter reported having a disability (26%), similar to the 2013 results (25%), with 72% of these stating that staff in their prison know they have a disability. Three in ten prisoners reported having a long term illness (30%), with 65% stating that staff know they have a long term illness.

A minority of prisoners stated that they required assistance in managing activities around the prison.

Mental health & well-being

Prisoners were asked questions on mental health by way of an instrument known as the Warwick-Edinburgh Mental Well-being Scale (WEMWBS) (See Table 4). As many as 85% reported ‘I’ve been able to make up my mind about things’, 76% said they were ‘thinking clearly’, and 74% said they were ‘dealing with problems well’.

Conversely, in the region of half of prisoners (53%) were ‘feeling interested in other people’, with a further 53% reporting they were ‘feeling loved’, and 51% stating they had ‘been feeling close to other people’.

Table 4. Mental health & well-being	None of the time	Rarely	Some of the time	Often	All of the time
I’ve been feeling optimistic about the future	13	19	33	21	14
I’ve been feeling useful	13	25	34	18	10
I’ve been feeling relaxed	11	23	35	21	10
I’ve been feeling interested in other people	19	28	31	16	6
I’ve had energy to spare	12	21	32	23	12
I’ve been dealing with problems well	9	17	33	28	13
I’ve been thinking clearly	8	16	30	28	18
I’ve been feeling good about myself	12	22	31	23	12
I’ve been feeling close to other people	19	30	30	14	7
I’ve been feeling confident	12	20	31	23	14
I’ve been able to make up my own mind	6	9	26	27	32
I’ve been feeling loved	27	20	23	14	16
I’ve been interested in new things	14	21	30	21	14
I’ve been feeling cheerful	14	21	35	20	10

Drug use

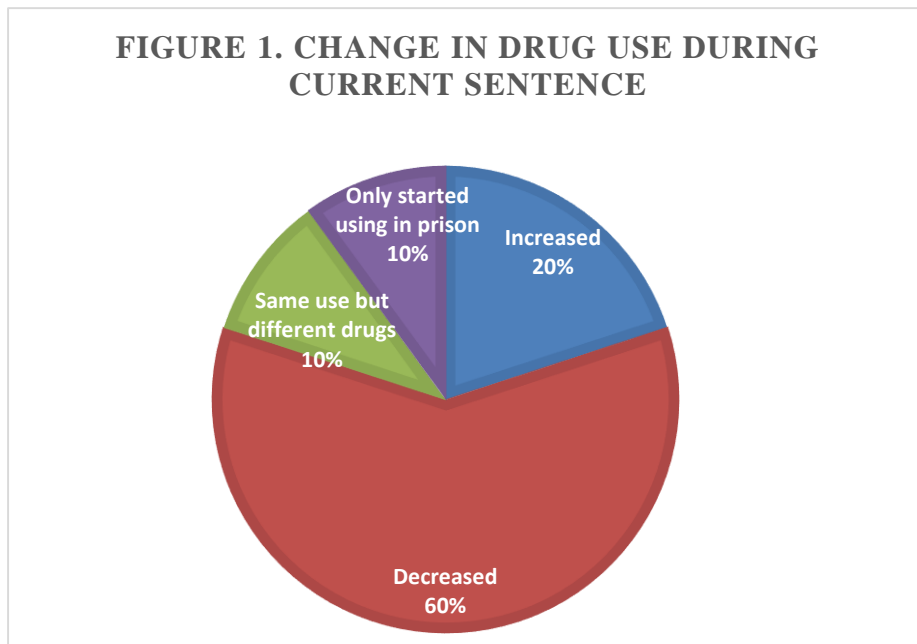
Prisoners were asked a series of questions about drug use before and during their current sentence. Two in five respondents reported being under the influence of drugs at the time of their offence (40%) and 38% stated their drug use was a problem for them on the outside.

Around one sixth of prisoners reported that they committed their offence to get money for drugs (17%) and one in five were receiving treatment for drug use before they were imprisoned (21%).

Four in ten prisoners said that they had used illegal drugs in prison at some point (43%), this figure is up from 38% in 2013. Of these, 76% said their drug use has changed during their current period in prison. Six in ten said their drug use has decreased (60%), while 20% said it increased. A further 10% reported that they had the same use but different drugs and 10% stated they only started using drugs in prison.

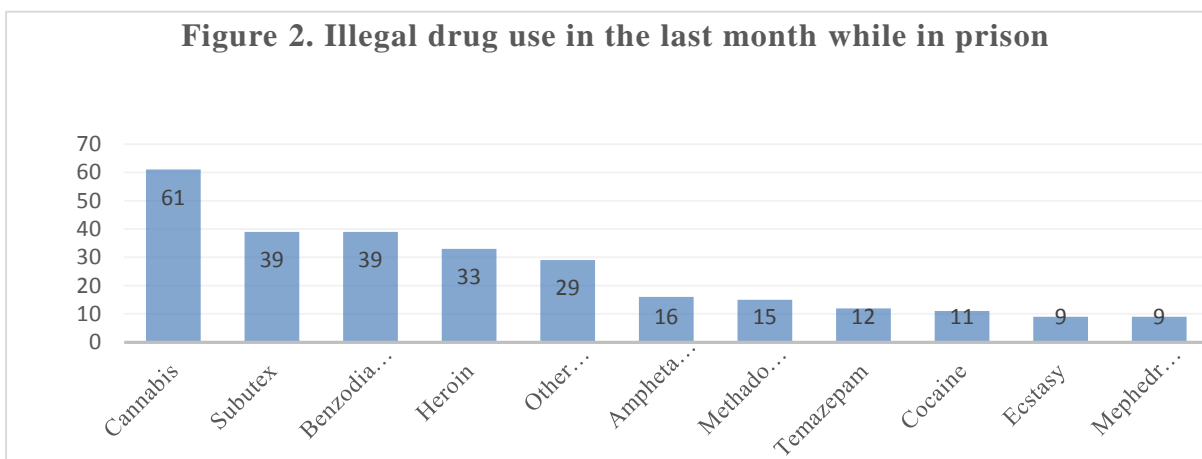
One in ten prisoners thought that they were sharing their cell with a drug user (10%).

FIGURE 1. CHANGE IN DRUG USE DURING CURRENT SENTENCE



One quarter of prisoners reported they had used drugs in the month prior to the survey while in prison (24%), a decrease of 4% since the 2013 survey. Figure 2, illustrates that the most commonly used drugs were cannabis (61%), subutex (39%), benzodiazepines (39%), and heroin (33%).

Figure 2. Illegal drug use in the last month while in prison



A minority of prisoners (6%) reported ever injecting drugs in prison, with 2% stating they injected in the month prior to the survey. Of these, 82% injectors (n=48) had shared their works. Heroin was reported as being the most commonly injected drug by this small group of prisoners. One fifth of prisoners reported being prescribed methadone (20%). Of these, over half were on a maintenance dose (57%), and a fifth were on a stabilising dose (22%) or a reducing dose (21%). Prisoners were asked that if during their time in prison, they had ever taken another prisoner's prescribed medication (of any kind). A quarter (26%) of all prisoners in the survey reported that they had.

Naloxone use

Prisoners were asked a series of questions regarding naloxone which is used to treat a narcotic overdose in an emergency situation.

Just over one in ten (13% n=488) reported being supplied with naloxone at some point and of these 52% (n=255) had been supplied naloxone in the last 12 months. Of the 13% (n=488) who had ever been supplied with naloxone, 39% (n=188) had given naloxone to someone else. Of those who were supplied naloxone in the last year over half (55%) were supplied it in prison and two thirds (68%) in the community. A minority (6% n=246) of **all** prisoners reporting in the survey had given naloxone to someone else and, of these, 50% had done so in the last 12 months (Table 5 below).

Table 5. Naloxone use	Yes %	No %
Have you ever been supplied naloxone?	13(n=488)	87
Have you been supplied naloxone in the past 12 months?	52(n=255)	48(n=233)
If YES , were you supplied naloxone in prison ?	55(n=141)	45(n=114)
If YES , were you supplied naloxone in the community ?	68(n=173)	32(n=82)
Have you ever given naloxone to someone else?	6(n=246)	94
If you have given naloxone to someone else was this in the last 12 months?	50(n=124)	50(n=122)

New Psychoactive Substances (Legal Highs)

Prisoners were also asked if they had used any New Psychoactive Substances (NPS) - drugs also known as legal highs - both before going to prison and while in prison. Figure 3 details that over a quarter (27%) of prisoners had used NPS/legal highs before going into prison, with synthetic cannabis being the most commonly used drug (60%) and stimulant (60%). One third (31%) used hallucinogen and a minority (4%) were not sure what they were using.

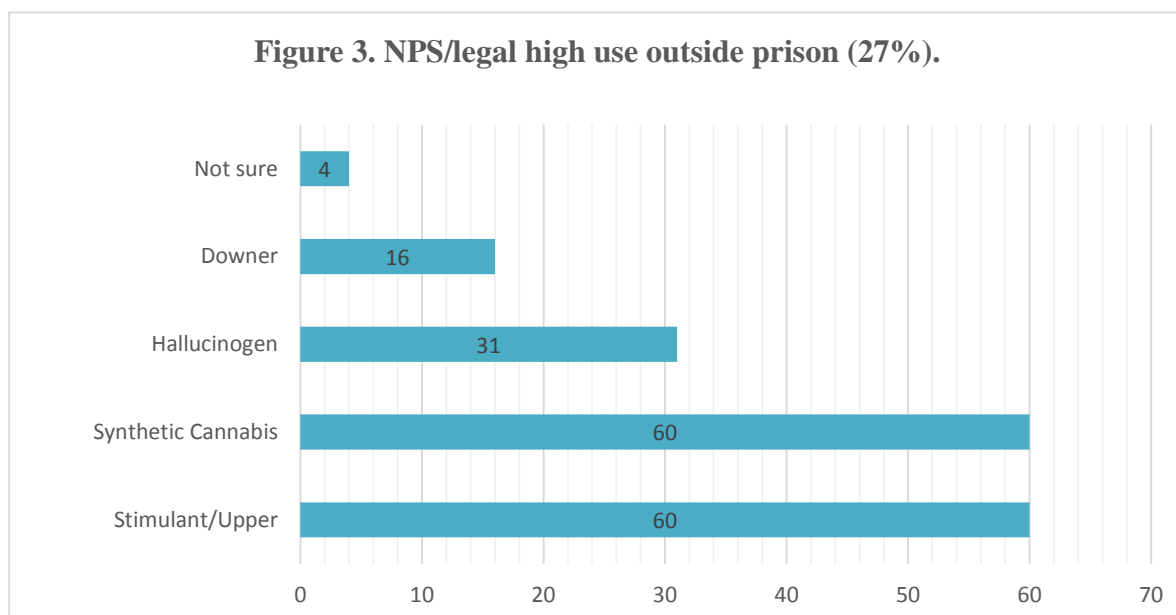
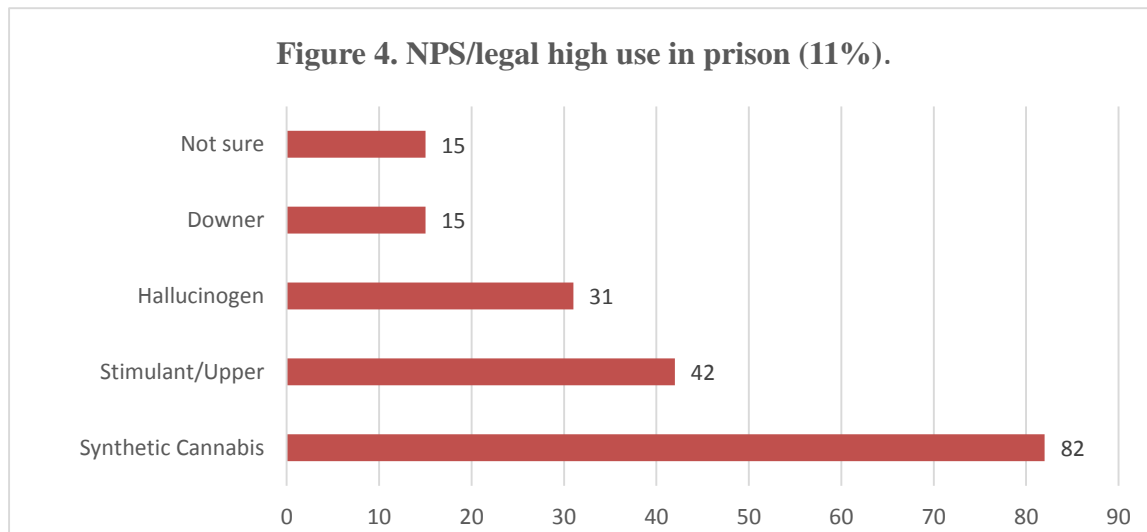


Figure 4. details NPS/legal high use in prison, one in ten prisoners (11%) said they had used NPS/legal highs, with synthetic cannabis again being the most commonly used (82%), followed by stimulant/upper (42%).



Drug services

Prisoners were asked a series of general questions about drug treatment both before and during their current prison sentence. Two in five prisoners reported they had been assessed for drug use upon admission to prison (39%), this is a 7% drop in the numbers assessed as reported in the 2013 survey. In the region of one quarter of prisoners said they have been given the chance to receive treatment for drug use (28%) or that they have received help/treatment for drug use during their sentence (24%), both statements showing a decrease since 2013.

	2011	2013	2015
I was assessed for drug use upon my admission to prison	56	46	39
If I was offered help for my drug problem in prison , I would take it.	48	42	42
I have been given the chance to receive treatment for drug use during this sentence.	41	33	28
I have received help/treatment for drug use during this sentence	36	28	24
I am worried that my drug taking will be a problem for me when I get out	26	21	24
If I was offered help for my drug problem on the outside , I would take it	47	28	39

Less than half of prisoners said if they were offered help for their drug problem in prison (42%) and on the outside (39%) they would take it. Slightly more respondents in the 2015 survey (24%) than in 2013 (21%) who used drugs expressed their concerns that their drug taking would be a problem for them upon release.

Smoking

Three quarters of prisoners reported that they are smokers (72%). A quarter (26%) reported that they shared a cell with a smoker, down from 34% in 2013 and 46% in 2011. Wherever practicable, establishments will try to house smokers with other smokers. Over half of those who smoked expressed a desire to give up smoking (56%). Over a third of prisoners had received advice on smoking and its related health risks since coming into prison (39%). A similar number had previously used e-cigs (32%) and two thirds reported that they would use e-cigs instead of smoking tobacco if they were available in prison (66%).

Hepatitis C

During their time in prison almost half of those reporting had been tested for Hepatitis C (46%), similar to the 2013 survey result (48%). Almost half of prisoners said that they had been given information about Hepatitis C during their time in prison (47%). The majority would take a Hepatitis C test in prison if they were offered one (84%).

Body piercings & Tattoos

Almost a quarter of prisoners reported having a body piercing (23%) and, of these, 6% had received a piercing whilst in prison. Six in ten prisoners had a tattoo (61%) and, of these, 16% reported that they had got a tattoo in prison.

Alcohol use

Prisoners were asked a number of questions about alcohol use/dependency inside and outside prison. Two in five prisoners who completed a questionnaire reported being drunk at the time of their offence (41%), a decrease of 4% since 2013. One in five reported that drinking affected their ability to hold down a job (19%) and one third of prisoners admitted that their drinking affected their relationship with their family (32%).

Over one third of prisoners said that if they were offered help for alcohol problems in prison they would take it (37%) and if they were offered help for alcohol problems on the outside, they would take it (36%). Fewer prisoners reported that they were worried that alcohol will be a problem for them when they are released from prison (17%) than in 2013 (21%). This can be seen in Table 7.

Table 7. Alcohol use	2013 Yes (%)	2015 Yes (%)
I was drunk at the time of my offence	45	41
My drinking affected my ability to hold down a job	21	19
My drinking affected my relationship with family	35	32
If I was offered help in Prison for alcohol problems I would take it	41	37
If I was offered help on the outside for alcohol I would take it	39	36
I am worried that alcohol will be a problem for me when I get out	21	17

Only a minority (4%) of prisoners reported they used alcohol in the last month while in prison. Over a quarter (27%) were assessed for alcohol use on their admission to prison (33% in 2013) and had been given the chance to receive treatment for alcohol problems during their sentence (25% in 2015; 31% in 2013). One in seven (14%) had received help/treatment for alcohol problems during their sentence (20% in 2013 and 23% in 2011). Of those who did receive treatment, 94% stated that they found it useful.

As part of the 2015 survey, the Alcohol Use Disorders Identification Test (AUDIT) was incorporated into the section asking prisoners about their alcohol use prior to going to prison. Table 8 shows the responses to each of the 10 AUDIT questions.

Table 8 AUDIT

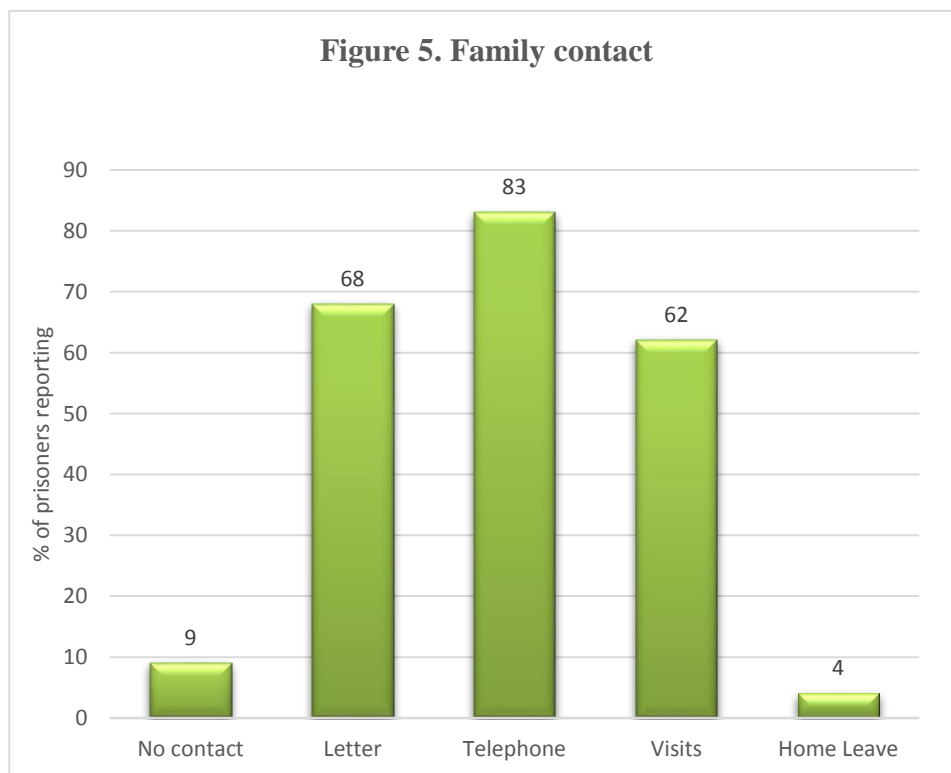
How often do you have a drink containing alcohol?	Never	Monthly or less	2 to 4 times a month	2 to 3 times a week	4 or more times a week
	25	24	17	16	18
How many drinks containing alcohol do you have on a typical day when you are drinking?	1 or 2	3 or 4	5 or 6	7, 8 or 9	10 or more
	19	17	14	14	36
	Never	Less than monthly	Monthly	Weekly	Daily or almost daily
How often do you have six or more drinks on one occasion?	25	20	13	23	19
How often during the last year have you found that you were not able to stop drinking once you had started?	65	6	4	9	16
How often during the last year have you failed to do what was normally expected from you because of your drinking?	66	8	5	8	13
How often during the last year have you needed a first drink in the morning to get yourself going after a heavy drinking session?	72	5	4	5	14
How often during the last year have you had a feeling of guilt or remorse after drinking?	66	8	5	7	14
How often during the last year have you been unable to remember what happened the night before because you had been drinking?	59	12	8	9	12
		No	Yes, but not in the last year	Yes, during the last year	
Have you or anyone else been injured as a result of your drinking?	53	28	19		
Has a relative or friend or a doctor/health worker been concerned about your drinking or suggested you cut down?	66	16	18		

Three quarters (75%) of prisoners drink alcohol, with a fifth doing so four or more times a week (18%). On a typical day when they are drinking, just over a third of prisoners said that they would drink 10 or more drinks (36%).

A quarter of prisoners said that they have six or more drinks on one occasion weekly (23%), with a further 19% saying they would do this daily or almost daily. Around a quarter of prisoners said that weekly or daily or almost daily they: found that they were not able to stop drinking once they had started (25%); failed to do what was normally expected of them because of their drinking (21%); needed a first drink in the morning to get themselves going after a heavy drinking session (19%); had a feeling of guilt or remorse after drinking (21%); or had been unable to remember what happened the night before because they had been drinking (21%).

Visits and contact with family and friends

Prisoners were asked to comment on a number of aspects relating to family contact. Nine in ten prisoners were in regular contact with someone outside the prison (91%). The most common forms of contact were telephone (83%), followed by letter (68%) and visits (62%). Over a third of prisoners received visits weekly (38%), while 16% received visits fortnightly, and 11% received visits monthly. A minority (4%) who were nearing the end of their sentence were eligible for 'Home Leave' (Figure 5).



In order to gauge their views on the quality of visits, prisoners were asked to consider a number of aspects relating to visits. Generally, prisoners rated visits in positive terms ('very good', 'fairly good', or 'ok'). The majority of respondents reported positively on ability to arrange visits (84%), access to family and friends (83%), and facilities for disabled visitors (80%).

Eight in ten respondents were happy with the facilities for children (81%), the quality of the visit (80%) and the timing of visits (78%). Around three quarters were content with the length of visit (73%), and access to the Family Contact Officer (74%). Additionally, three quarters of prisoners considered that respectful behaviour was shown by staff in relation to visits (75%). Satisfaction ratings for visits have generally improved in recent years. This may be due to improvements in the physical fabric of the facilities and also to the greater emphasis placed on the need to maintain and promote family contact while in custody.

Visit Problems

Table 9 illustrates that over half of prisoners reported that their visitors experienced problems when visiting them in prison (52%); this is down from 57% in 2013. Prisoners who identified a problem were asked to specify the nature of the difficulty experienced. The problem reported most frequently by prisoners was the cost involved in getting to the prison (61%); followed by the distance of the prison from their home (57%).

Other reported problems were due to time limits (41%), location (31%), lack of transport (29%), the stress of the visit (26%) and staff attitudes (23%). Again, the percentage of prisoners reporting difficulties with visits is less than in 2013, perhaps because of the greater emphasis put on visiting and maintaining family contact by SPS and associated agencies.

Table 9. Difficulties experienced by prisoners' visitors

	% of those prisoners reporting difficulties (52%)
Cost	61
Distance	57
Time limits	41
Location of prison	31
No Transport	29
Stress of visit	26
Staff attitude	23
Other	17
Refreshment facilities	13

Family issues & support

One in five prisoners reporting had received help with family issues in prisons (21%). Half had received help from their personal officer (51%) and/or the Family Contact Officer (FCO) (48%). One fifth (19%) received help from an outside prison social worker, 16% from a Priest, 14% Prison social worker, 12% from a Minister, and 2% from an Imam.

Prisoners' Children

Almost two thirds of those taking part in the prisoner survey reported having children (61%). Of these, two in five (40%) had one child and a third (33%) had two children. Around a quarter of prisoners (27%) said they had more than two children, with 13% stating they had three children, 9% having four children, 3% stating they had five children, and a further 2% having six or more children.

Just over a third of prisoners (36%) were receiving visits from their children, while 64% said they were not. A similar number of prisoners who were caring for their children before they went into prison (53%) also thought that they would be caring for their children when they were released (57%). One in five (21%) of prisoners thought that they would not be caring for their children when they were released, and a similar percentage (22%) of prisoners did not know.

In Care as a child

One quarter of prisoners indicated that during their up-bringing they had been in care (26%) and almost one in six had been in care at the age of sixteen (16%).

Hygiene and Fitness

When asked how many times a week prisoners have at least 30 minutes of moderate exercise (like brisk walking), a quarter said one or less times per week (24%) or two to four times per week (25%), and half said five or more times per week (51%).

When asked how many times prisoners use the library each week, half said that they do not use it (51%). Just over a quarter of respondents said they use it once a week (28%). One in five prisoners used it more frequently (7% said twice per week and 6% more than three times a week).

Cleanliness

Eight out of ten respondents rated the cleanliness of their hall (86%), toilets (84%) and showers (81%) as 'ok', 'fairly good' or 'very good'. Less positively, only six in ten prisoners (62%) reported being content with the cleanliness of their cell when they first moved in. A majority (91%) of prisoners said that they got access to clean bed linen every week.

Food and Canteen

Although eight in ten respondents were content with the time meals were served (80%) only six in ten were content with the menu choice (61%), and only half were content with the portion size (55%) and the condition of the food when it arrived (53%).

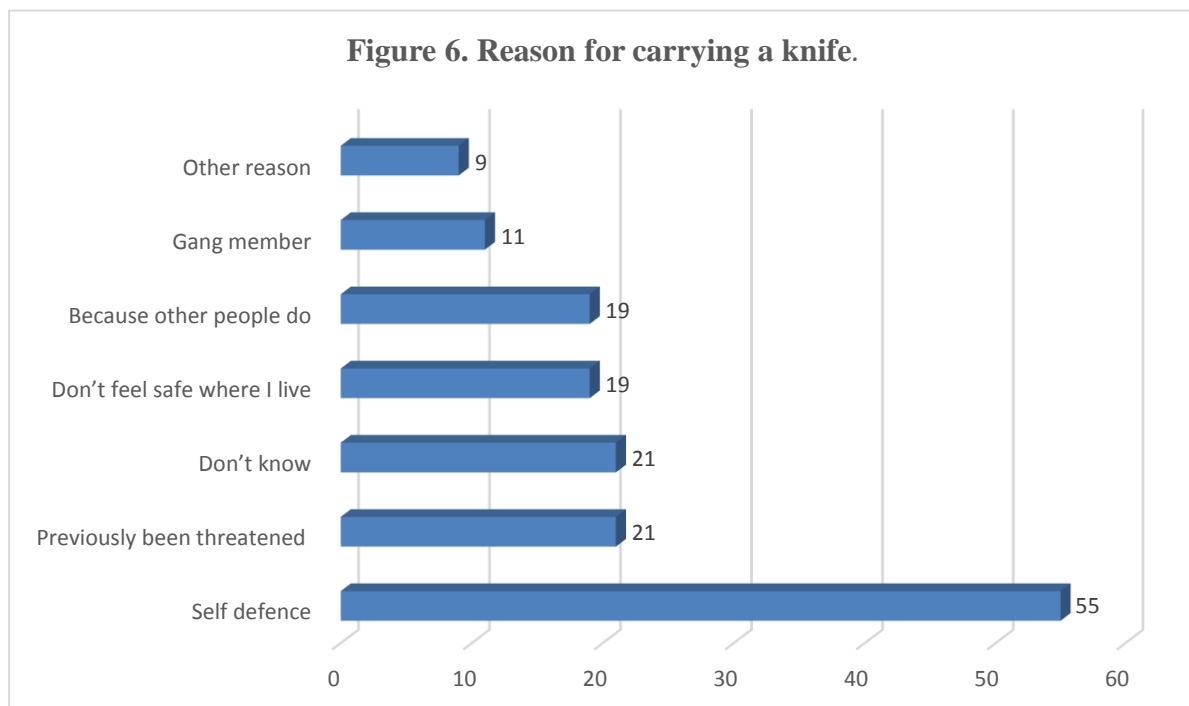
Only one in eight prisoners said that the food in their prison did not reflect their cultural/religious needs (13%). There were no major differences between establishments for those expressing dissatisfaction. The majority of prisoners were content with the accuracy of their order (93%) from the canteen. Prisoners were less content with the price (67%) and selection of goods (59%). Almost three quarters (71%) reported being satisfied with the canteen system 'overall'. A majority (93%) of prisoners said that they had no difficulty understanding/completing the canteen order form.

Knife Crime

Table 10 shows almost half of the respondents reported they have carried a knife (46%). A quarter of prisoners (23%) said they have carried a knife in the last 12 months. Just over a third of prisoners (36%) indicated they have been a victim of knife crime. A similar number of prisoners (33%) had used a knife to injure someone. Just over a third (35%) have been convicted of a knife crime, with a three in ten (30%) stating they have been cautioned by the police for carrying a knife. Four in ten prisoners (40%) said that if they were cautioned by the police for carrying a knife, it would stop them from future use. One in ten prisoners (9%) said they were a gang member.

Table 10. Knife crime	2013	2015
	Yes (%)	Yes (%)
Have you ever carried a knife?	49	46
Have you carried a knife in the 12 months before coming into prison?	26	23
Have you been a victim of knife crime?	39	36
Have you ever used a knife to injure someone?	36	33
Have you ever been cautioned by the Police for carrying a knife?	32	30
Have you ever been convicted of a knife crime?	37	35
If you were cautioned for carrying a knife would this stop you?	44	40
Are you a gang member?	10	9

Over half of prisoners (55%) carried a knife for self-defence, with a fifth stating they carried a knife because they do not feel safe where they live (19%) or because they have previously been threatened (21%). A full breakdown of the reasons for carrying a knife can be found in Figure 6.



Domestic Violence

One in five prisoners (21%) reported they had been involved in violence towards their spouse or partner, with 17% saying they had been convicted of an offence involving violence towards their spouse or partner. A similar number (20%) wished to access interventions/support services which would help them with issues of violence in the home. As a child, two in five prisoners (43%) had witnessed violence between their parents/carer.

Safety

Over eight in ten prisoners (85%) expressed no fear for their safety in the last month. The minority of prisoners who reported fears for their safety (15%) were asked to indicate who made them fear for their safety.

Almost two thirds (61%) of these respondents highlighted that another prisoner made them fear for their safety, 45% feared for their safety from a group of prisoners, 21% from a prison officer, 15% from a group of prison officers (excluding control and restraint), and 9% from a non-uniformed member of staff. This is broadly in line with figures from previous years.

The minority of prisoners (15%) who expressed fear for their safety reported that the hall generally (57%) caused them the greatest concern. Other areas of concern were their cell (33%), corridors and stairwells (31%), recreation (29%), and the area in which prisoners expressed least concern for their safety was the segregation unit (8%). Fears for safety are detailed in Table 11.

Table 11. Areas feared for safety	Of those reporting fear for their safety (15%): Areas of concern
Hall generally	57
Cell	33
Corridors/Stairwells	31
Recreation	29
Workshop/Work-party	26
Toilets>Showers	26
The reception area	9
Segregation Unit	8
Other	15

Bullying

Prisoners were asked to indicate whether they had experienced any bullying in the last month, with a minority 12% of prisoners saying that they had. Of those who felt bullied, almost 37% said that they reported it. Of those who indicated that they had been bullied (12%), almost half said that this involved name calling (49%). Other common types of bullying involved physical abuse (28%), and property/possessions (23%). A full breakdown of the types of bullying prisoners have indicated they faced are detailed in Table 12.

Table 12. Type of bullying	Prisoners reporting bullying (12%)
Name calling	49
Physical abuse	28
Possessions/Property	23
Drugs	21
Money	16
Sexuality insults	15
Racial insults	15
Religious insults	15
Other	11
Sexual abuse	9
Age	9
Disability insults	9

Accommodation

Prisoners were asked to specify the type of accommodation in which they lived prior to coming into prison. Respondents were allowed to pick more than one response based on the fact that they may have had various living arrangements prior to coming to prison. Six in ten (61%) reported they were a lodger before going to prison, 37% lived in private rented accommodation and 36% were a council tenant. Half of prisoners who specified said that they lost their tenancy/accommodation when they went to prison (45%).

Prisoners were also asked to specify where they would live following their release from prison. Over a quarter answered they did not know where they would be staying upon their release (29%). One fifth specified they would be a council tenant (19%) while 12% said they would be in private rented accommodation and a further 9% said they would be a lodger.

Literacy & Numeracy

Prisoners were asked to detail whether they had any problems with reading, writing or numbers. Over one in ten prisoners reported that they had difficulty with writing (14%), reading (12%) and/or numbers (11%).

Those who stated that they have problems were asked if they would like help. Nine in ten of those with problems indicated they would like help with their numbers (92%) and writing (89%). Fewer felt they would like help with reading (73%).

Prisoners were asked if they were ever assessed or diagnosed as having dyslexia. The majority (91%) said they were not, with 5% stating they had been assessed, and 4% stating that they were diagnosed as having dyslexia.

A minority of prisoners stated they were assessed for/diagnosed with autism (2%/2%), aspergers (2%/1%), ADHD (4%/6%), personality disorder (6%/5%), post-traumatic stress disorder (9%/5%), or another form of disability (5%/8%).

Learning Centre

Almost half of those reporting had attended a learning centre whilst in prison (46%). Over half had studied IT (56%), Art (55%) and Literacy and Numeracy (52%).

Equality and Diversity

Respondents were asked if information had been communicated to them in a manner that they understand (native language, braille, large print, signing, etc.). Table 13 shows that eight in ten felt that the meal menus (83%) and induction (78%) were communicated in a way they understand. On the other hand, there was less satisfaction with other topics. Half of prisoners felt that information on human rights/equality and diversity (49%) and freedom of information (48%) was communicated adequately.

Table 13. Communication of procedures	Yes (%)	No (%)
Meal menus	83	17
Induction	78	22
Reception/Admission procedures	76	24
The visit process/Family contact	75	25
Education/Learning	75	25
Healthcare	70	30
Programmes	62	38
Violence/Anti-bullying	62	38
Prison rules/Complaints	59	41
Service providers/Community contact	52	48
Human Rights/Equality and Diversity	49	51
Freedom of information	48	52

Prisoners were also asked if during their current sentence, they personally experienced discrimination. The vast majority of prisoners indicated they had not experienced any type of discrimination, however, one in ten stated they had experienced discrimination regarding their religion or belief (9%), age (9%) or a disability (9%). A full breakdown of those who experienced discrimination is detailed in Table 14 below.

Table 14. Experienced discrimination	Yes (%)	No (%)
Religion or belief	9	91
Your age	9	91
Disability	9	91
Race	6	94
Sexual orientation	4	96
Sex (gender)	2	98
Gender assignment	2	98
Marriage/civil partnership	2	98

If a prisoner reported they had experienced discrimination, they were asked who discriminated against them. Over half of prisoners indicated that a prisoner (61%) and/or an officer (58%) had discriminated against them, with a quarter stating it was other staff (25%).

Of those who experienced discrimination, only a quarter (25%) reported it. Of those who did, just over one third (37%) were satisfied with the way the matter was dealt with.

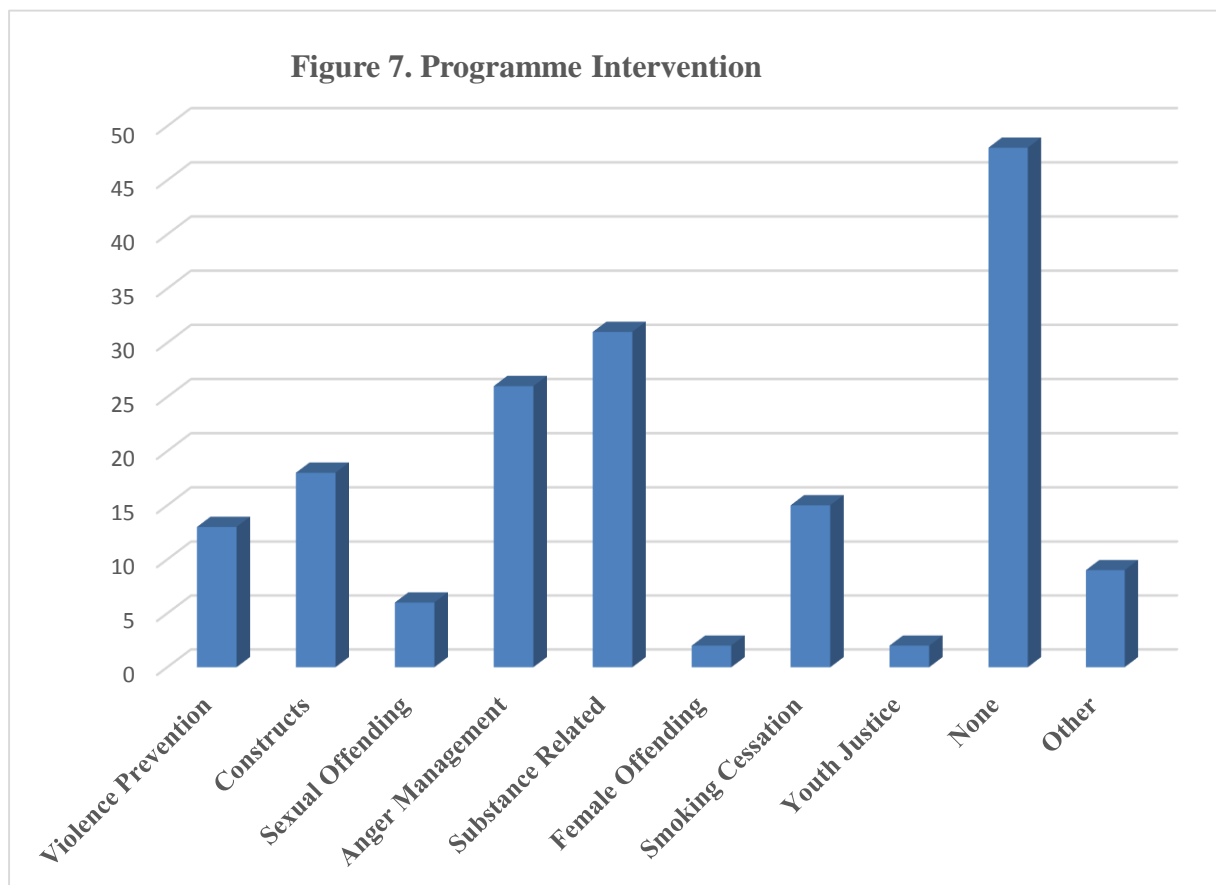
Beliefs

Nine in ten prisoners reported being able to practice their religion/belief in their prison (82%). Three quarters felt their religion/belief was respected by staff (78%), and by other prisoners (75%).

Programmes/Interventions

Prisoners were asked to specify which, if any, programme/intervention they had attended while in prison (Figure 7 Below). Almost a third attended Substance Related Offending (31%), while a quarter had attended Anger Management (26%). Almost half reported attending no programmes (48%).

Two thirds of those who attended a programme reported completing it (63%) and a similar number were of the opinion it was helpful in addressing issues relating to their offending (68%). Two fifths of those reporting thought that staff in the SPS were helpful in supporting them with their offending behaviour (41%).



Prison Rules

Three quarters of those reporting understood the process of accessing the ‘Complaints Procedure’ (77%) and felt that when they raised an issue with staff that it was dealt with fairly (76%). Two thirds of prisoners reported that staff offered them support to help them deal with their problems (68%) and staff cared about their well- being (62%) (Table 15 below).

Table 15. Prison Rules	Yes (%)	No (%)
Have you had any difficulties in accessing a copy of the Prison Rules?	36	64
Do you understand how to access the Complaints Procedure?	77	23
When I raise an issue with staff it is dealt with fairly	76	24
Staff offer support to help me deal with my problems	68	32
I believe I am viewed by staff as a valued individual in the prison	57	43
I believe that staff care about my wellbeing	62	38

Work in prison

Prisoners were asked to comment on a number of issues relating to work in prison. Just over three quarters (78%) of prisoners reported that they had undertaken work in prison. Of these, around half of prisoners reported that they found prison work interesting (52%), that it had helped them to learn to work with other people (55%), that it had helped them to take more responsibility (55%), and that work in prison helped them to learn to work regular hours (51%).

Preparation for release

Almost one third of prisoners had accessed services while in prison in order to help them prepare for release (30%), an increase from 2013 figures (26%). Of those who accessed services, 68% had sought advice in relation to housing and 46% in relation to employment. A full breakdown of the services accessed can be seen in Table 16 below.

Table 16. Preparation for release	% of prisoners accessing services (30%)
Housing	68
Employment	46
Training	31
Financial advice	32
Relationships	13

Served in the Armed forces

Less than one in ten prisoners reported being a member of the Armed forces (6%). Three quarters of those reporting were in the Army (76%). One in ten were Reservists (10%), 8% were in the Navy and 6% were in the Air Force. Of those who had been in the Armed forces two thirds reported that the method of discharge was ‘Normal’ (66%), almost a quarter ‘Medical’ (22%), one in ten ‘Administrative’ (10%) and a minority 2% were still serving.

The 2015 Survey results are broadly consistent and in line with previous years' findings, although some changes are detectable from the last survey in 2013.

In terms of everyday living, prisoners' ratings of the main components that comprise prison existence – atmosphere, cleanliness, hygiene, food and visits – have been remarkably consistent and favourable over the years.

The atmosphere in the hall is a key measure of order, safety and the organisation of the daily regime. Consistently high positive ratings have been reported across the years, as Table 17 shows.

Table 17. Atmosphere 2004-2015

How would you describe the atmosphere in your hall or dormitory?								
2004	2005	2006	2007	2008	2009	2011	2013	2015
88	90	86	86	85	85	87	88	86

Cleanliness has been maintained or improved upon, as Table 18 below demonstrates. The cleanliness of the toilet areas, the showers and the cell on initial arrival have all improved significantly since the mid-2000s. Large sections of the penal estate have been replaced with new build facilities and this in part may account for the improved overall ratings, although the corporate figure does contain variation between establishments.

Table 18. Cleanliness 2004-2015

How would you describe the following in relation to cleanliness?									
	2004	2005	2006	2007	2008	2009	2011	2013	2015
The cleanliness of your hall/dormitory	77	80	83	85	84	85	84	82	86
The cleanliness of the toilet area	69	73	79	80	81	83	82	83	84
The cleanliness of the showers	66	67	73	73	75	77	78	78	81
The cleanliness of your cell when you first moved in	45	50	50	54	52	54	61	62	62

Food is always a source of contention with prisoners, but Table 19 below illustrates that response to the choice of menu, size of portions and timing of meals have been fairly consistent. There appears to be general satisfaction with the timing of the meals, but less satisfaction with menus and portions, although both of these aspects have improved slightly since the 2013 survey. As in 2013, the 2015 survey has also revealed considerable variation between establishments in respect to the condition of the food when it arrives. Some establishments have registered improvements in this area, while others have fallen back.

Table 19. Food 2004-2015

How would you describe the following in relation to the food?									
	2004	2005	2006	2007	2008	2009	2011	2013	2015
The choice of menu	54	53	55	56	54	55	56	60	61
The size of portions	50	51	54	52	48	51	47	50	55
The timing of meals	74	82	79	81	81	81	81	81	80

Family contact is recognised as one of the most important aspects of prison life and is acknowledged as being crucial to supporting community reintegration and promoting desistance from future reoffending. Visiting arrangements have generally been rated highly and Table 20 shows progressive improvement in respect to facilities for children and disabled visitors.

Table 20. Visits 2004-2015

How would you describe the following in relation to visits?									
	2004	2005	2006	2007	2008	2009	2011	2013	2015
Access to family and friends	78	78	78	79	79	81	81	84	83
The length of the visits	62	63	61	66	58	63	63	73	73
The ability to arrange visits	74	74	75	74	71	80	84	85	84
Facilities for children at visits	66	67	68	67	67	66	70	77	81
Facilities for disabled visitors	63	69	66	71	72	76	77	82	80
The timing of visits	72	71	68	71	68	75	75	79	78

Drug use in prison is a high profile issue and remains of concern to the public, the media and the Scottish Parliament.

Successive Prisoner Surveys have been able to report a decline in self-reported drug use since the early 2000s. Table 21 shows that the number of prisoners reporting they have 'ever used illegal drugs in prison' decreased from 55% in 2004 to 39% in 2013. There has however been an upward turn of 5% in 2015 to 43%.

Table 21. Drugs 2004-2015

Have you ever used illegal drugs in prison?									
2004	2005	2006	2007	2008	2009	2011	2013	2015	
55	50	50	51	48	45	45	38	43	

Closer examination of establishment results reveals variations across the estate with some prisons continuing to show a downward trend, while others have experienced a reversal in fortune with rising drug consumption evident.

Similarly, the rapid upward trend in alcohol related problems and offending appears to have stabilised. While still higher than they were in the early to mid-2000s, the figures for 2015 have declined slightly.

In 2015, 41% of the prisoner population reported being drunk at the time of their offence, which although stark, is a decrease from figures in previous years (50% in 2009; 50% in 2011; 45% in 2013). There was also a slight drop in 2015 in the numbers who reported having problems holding a job because of drink and those who said that their drinking had affected relationships with their family (Table 22). Those worried that alcohol will be a problem when they are released from prison has also fallen slightly from 2013 (21%) to 17% in 2015.

Table 22. Alcohol 2008-2015	2008	2009	2011	2013	2015
I was drunk at the time of my offence	49	50	50	45	41
My drinking affected my ability to hold down a job	23	24	25	21	19
My drinking affected my relationships with family	36	38	38	35	32
I am worried that alcohol will be a problem for me when I get out	23	23	24	21	17

Although the numbers reporting alcohol problems have declined slightly in recent years, and there has been a reversal of an upward trend, prisoners' problems with alcohol are still acute and it appears alcohol still contributes significantly to offending behaviour. Prisoners' relationship with drink, of course, is but an exacerbated reflection of wider social trends in alcohol consumption being reported across Scotland in recent years.

Overall corporate findings for 2015, together with year on year comparisons 2008-2015 and establishment comparison tables are set out in the Annexes. An example of a foreign language questionnaire is also attached. Thematic reports on subsections of the prisoner population: female prisoners, untried prisoners, young offenders, military veteran prisoners, prisoners looked after as children, ethnic minority and foreign national prisoners will be published separately.

YOUR CHANCE TO TELL US

OVERALL PRISONERS SURVEY RESULTS 2015

RESPONSE RATE 55%:

THIS IS YOUR CHANCE TO GIVE YOUR VIEWS ON ASPECTS OF PRISON LIFE THAT AFFECT YOU, SUCH AS FOOD, VISITS AND CLEANLINESS. PLEASE READ THE QUESTIONS AND PLACE A CROSS x IN THE BOX THAT BEST DESCRIBES YOUR VIEWS OF THIS PRISON.

RELATIONSHIPS		Very relaxed	Fairly relaxed	Neither relaxed nor tense	Fairly tense	Very Tense
	How would you rate the atmosphere in your HALL?	17	45	24	9	5
	How well would you say you got on with each of the following groups?	Very well	Fairly well	OK	Fairly badly	Very badly
	Prisoners in your hall	24	36	36	3	1
	Officers in your hall	26	33	34	4	3
	How would you rate your journey to court?	Very good	Good	OK	Poor	Very poor
	Comfort of the vehicle	2	4	21	30	43
	Cleanliness of the vehicle	3	8	38	28	23
	Frequency of any stops/comfort breaks	1	4	27	24	44
	Your relationship with escorting staff	7	23	50	10	10
		Always	Often	Sometimes	Rarely	Never
	I am treated with respect by staff in the prison	26	33	28	10	3
Staff in this prison are positive role models	13	20	33	19	15	

HEALTH		Doctor	Nurse	Mental Health Staff	Dentist	Optician	None of these
	During your time in THIS prison, on THIS sentence which of the following have you attended?	79	82	29	36	16	7
	FOR YOUR MOST RECENT appointment IN THIS PRISON please indicate the length of time you waited/have been waiting to see the following health care staff:						
		Same Day	1-2 days	3-5 days	6-10 days	Over 10 days	Not Relevant
	Nurse	28	30	16	7	9	10
	Doctor	7	23	21	13	25	11
	Mental Health Staff	8	12	9	9	16	46
	Dentist	2	3	3	5	61	26
	Optician	1	2	1	6	35	55
	How would you rate the quality of healthcare in general in your prison?		Very good	Good	Ok	Poor	Very poor
	7	20	32	22	19		

DISABILITY	Have you got a disability? (Physical/mental impairment)	YES	26	NO	74		
	If YES , do prison staff know that you have a disability?	YES	72	NO	28		
	Have you got a long-term illness?	YES	30	NO	70		
	If YES , do prison staff know that you have a long-term illness?	YES	65	NO	35		
	Do you require any assistance in managing any of the following daily activities?						
	Transferring/moving around the prison	YES	5	NO	95		
	Washing/personal care	YES	2	NO	98		
	Toilet use	YES	1	NO	99		
	Dressing	YES	2	NO	98		
	Collecting meals	YES	4	NO	96		
	Eating meals	YES	1	NO	99		
	If YES , were you given help/assistance?	YES	85(n=158)	NO	15		
	If YES , who helped you?	Medical staff	28(n=45)	Prisoner	75(n=119)	Officer	48(n=74)

BODY ART	Do you have any tattoos?	YES	61	NO	39
	If YES , did you get any tattoos in PRISON ?	YES	16	NO	84
	Do you have any body piercing/s?	YES	23	NO	77
	If YES , did you get any piercing/s in PRISON ?	YES	6	NO	94
	During your time in PRISON have you ever been tested for Hepatitis C?	YES	46	NO	54
	Would you take a Hepatitis C test if this were offered to you IN PRISON ?	YES	84	NO	16
	During your time in PRISON have you been given any information about Hepatitis C?	YES	47	NO	53

HYGIENE & FITNESS	How many times A WEEK do you have AT LEAST 30 MINUTES of MODERATE EXERCISE ? (like brisk walking)	1 or less times per week		2 to 4 times per WEEK		5 or more times per week	
		24		25		51	
		Don't go	1	2	3 to 5	More than 5	Don't know
	How many times do you go to the gym each week?	47	3	5	27	15	3
	How many times do you have recreation each week?	15	5	4	16	53	7
			Don't use it	1	2	More than 3	Don't know
How many times do you use the library each week?		51	28	7	6	8	

RELEASE	Have you accessed any services based in this prison to help you prepare for release?	YES	30	NO	70	
	If YES , which services did you access? (you may choose more than one from the list below)					
	Housing	68	Training	31	Financial advice	32
	Employment	46	Relationships	13		

LITERACY / NUMERACY	Have you attended a LEARNING CENTRE in THIS PRISON ?	YES	46	NO	54		
	If YES, which subjects have you attended?	Art	55	Literacy/ Numeracy	52	IT	56
	Do you have any problems with your reading?	YES	12	NO	88		
	Would you like help with your reading?	YES	73	NO	27		
	Do you have any problems in writing?	YES	14	NO	76		
	Would you like help with your writing?	YES	89	NO	11		
	Do you have any problems using numbers?	YES	11	NO	89		
	Would you like help with your numbers?	YES	92	NO	8		
	Were you ever assessed or diagnosed as having dyslexia?	No	91	Assessed	5	Diagnosed	4
WORK	Have you ever undertaken work in prison?	YES	78	NO	22		
	If YES, please answer the following:						
	Prison work has helped me learn to work regular hours	YES	51	NO	49		
	Prison work has helped me learn to work with other people	YES	55	NO	45		
	Prison work has helped me take more responsibility	YES	55	NO	45		
	I have found prison work interesting	YES	52	NO	48		
	Prison work will help me get a job on release	YES	32	NO	68		
PROGRAMMES	What programme/Intervention have you ever attended?						
	Violence Prevention (VPP/SCP)	13	Constructs	18	Sexual Offending	6	
	Anger Management/CARE	26	Substance Related	31	Female Offending	2	
	Smoking Cessation	15	Youth Justice	2	Other	9	
	None	48					
	Did you complete the programme?	YES	63	NO	37		
	If YES , did you find it helpful to address issues relating to your offending?	YES	68	NO	32		
	If NO , which programme did you not complete, please specify in the box provided.						
Have staff in the SPS been helpful in supporting you to address your offending behaviour?	YES	41	NO	59			

DRUG USE IN PRISON	Have you EVER used illegal drugs in prison?	YES	43	NO	57		
	If YES , has your drug use changed during your current period in prison?	YES	76	NO	24		
	If YES , in what way?	Increased	20	Decreased	60		
		Same use but different drugs	10	Only started using in prison	10		
	Are you sharing your cell with a drug user?	YES	10	NO	85	DON'T KNOW	5
	Have you used ILLEGAL drugs in the LAST MONTH while in THIS PRISON ?	YES	24	NO	76		
	If YES , which ILLEGAL drugs have you used in the LAST MONTH in this prison?						
	Cannabis	61	Benzodiazepams (e.g. Valium, Ativan)	39	Amphetamines	16	
	Ecstasy	9	Other opiates (e.g. temgesic, DF118)	29	Temazepam	12	
	Heroin	33	Methadone (not on prescription)	15	Cocaine	11	
	Subutex	39	Mephedrone	9	Other	16	
	Have you EVER INJECTED drugs IN PRISON ?	YES	6	NO	94		
	Have you INJECTED drugs IN PRISON in the LAST MONTH ?	YES	2	NO	98		
	If YES , you INJECTED in the LAST MONTH , did you share your works?	YES	82(n=48)	NO	18(n=10)		
	If YES , which ILLEGAL drugs did you inject in the LAST MONTH in this prison						
	Heroin	n=45	Other opiates (e.g. temgesic, DF118)	n=5	Amphetamines	n=21	
Cocaine	n=15	Benzodiazepams (e.g. Valium, Ativan)	n=5	Steroids	n=15		
Subutex	n=3	Mephedrone	n=5	Other	n=16		

HARM REDUCTION	Have you ever been supplied naloxone ?	YES	13	NO	87
	Have you been supplied naloxone in the past 12 months?	YES	7	NO	93
	If YES , were you supplied naloxone in prison ?	YES	6	NO	93
	If YES , were you supplied naloxone in the community ?	YES	8	NO	92
	Have you ever given naloxone to someone else?	YES	6	NO	94
	If you have given naloxone to someone else was this in the last 12 months?	YES	3	NO	97

DRUG USE BEFORE PRISON	Prior to coming in to prison have you ever used any other drugs known as legal highs?	YES	27	NO	73		
	If YES , what did you use before coming to prison?	Stimulant/Upper	60	Synthetic Cannabis	60	Hallucinogen	31
		Downer	16	Not sure	4		
	During your time in prison have you ever used any other drugs known as legal highs?	YES	11	NO	89		
	If YES , what did you use in prison?	Stimulant/Upper	42	Synthetic Cannabis	82	Hallucinogen	31
		Downer	15	Not sure	15		
	Are you being prescribed methadone?	YES	20	NO	80		
	If YES , is this prescription:	a reducing dose	21	a maintenance dose	57	a stabilising dose	22
	During your time in prison have you ever taken another prisoner's prescribed medication?	YES	26	NO	74		
	My drug taking was a problem for me ON THE OUTSIDE	YES	38	NO	28	Don't take drugs	34
I was under the influence of drugs at the time of my offence	YES	40	NO	27	Don't take drugs	33	
I committed my offence to get money for drugs	YES	17	NO	50	Don't take drugs	33	
I was receiving treatment for my drug use before my imprisonment	YES	21	NO	47	Don't take drugs	32	

DRUG SERVICES	If I was offered help for my drug problem ON THE OUTSIDE , I would take it	YES	39	NO	19	Don't take drugs	42
	If I was offered help for my drug problem IN PRISON , I would take it	YES	42	NO	18	Don't take drugs	40
	I am worried that my drug taking will be a problem when I get out	YES	24	NO	38	Don't take drugs	38
	I was assessed for drug use upon my admission to prison	YES	39	NO	23	Don't take drugs	38
	I have been given the chance to receive treatment for drug use during my sentence	YES	28	NO	34	Don't take drugs	40
	I have received help/treatment for drug use during my sentence	YES	24	NO	37	Don't take drugs	39
	If YES , did you find this treatment useful?	YES	88	NO	12		

ALCOHOL USE

I was drunk at the time of my offence	YES	41	NO	59	
My drinking affected my ability to hold down a job	YES	19	NO	81	
My drinking affected my relationships with family	YES	32	NO	78	
If I was offered help IN PRISON for alcohol problems I would take it	YES	37	NO	63	
If I was offered help ON THE OUTSIDE for alcohol problems I would take it	YES	36	NO	64	
I am worried that alcohol will be a problem for me when I get out	YES	17	NO	83	
Have you used alcohol in the LAST MONTH while in THIS PRISON ?	YES	4	NO	96	
I was assessed for alcohol use on my admission to prison	YES	27	NO	73	
I have been given the chance to receive treatment for alcohol problems during my sentence	YES	25	NO	75	
I have received help/treatment for alcohol problems during my sentence	YES	14	NO	86	
If YES , did you find this treatment useful?	YES	94	NO	6	
	Never	Less than monthly	Monthly	Weekly	Daily or almost daily
How often do you have six or more drinks on one occasion?	25	20	13	23	19
How often during the last year have you found that you were not able to stop drinking once you had started?	65	6	4	9	16
How often during the last year have you failed to do what was normally expected from you because of your drinking?	66	8	5	8	13
How often during the last year have you needed a first drink in the morning to get yourself going after a heavy drinking session?	72	5	4	5	14
How often during the last year have you had a feeling of guilt or remorse after drinking?	66	8	5	7	14
How often during the last year have you been unable to remember what happened the night before because you had been drinking?	59	12	8	9	12
	Never	Monthly or less	2 to 4 times a month	2 to 3 times a week	4 or more times a week
How often do you have a drink containing alcohol?	25	24	17	16	18
	1 or 2	3 or 4	5 or 6	7, 8 or 9	10 or more
How many drinks containing alcohol do you have on a typical day when you are drinking?	19	17	14	14	36
	No	Yes, but not in the last year	Yes, during the last year		
Have you or anyone else been injured as a result of your drinking?			53	28	19
Has a relative or friend or a doctor/health worker been concerned about your drinking or suggested you cut down?			66	16	18

SMOKING	Do you share your cell with a smoker?	YES	26	NO	74	
	Are you a smoker?	YES	72	NO	28	
	If YES, do you want to give up smoking?	YES	56	NO	44	
	Have you received advice on the health risks of smoking in this prison?	YES	39	NO	61	
	Are you aware of stop-smoking service in this prison?	YES	68	NO	32	
	Have you been referred to the prison stop-smoking service?	YES	25	NO	75	
	Would you use the prison stop-smoking service to stop smoking?	YES	53	NO	47	
	Have you ever used e-cigs?	YES	32	NO	68	
	If e-cigs were available in prison would you use them instead of smoking tobacco?	YES	66	NO	34	
CLEANLINESS	How would you describe each of the following in THIS prison?	Very Good	Fairly Good	OK	Fairly Bad	Very Bad
	The cleanliness of your hall	21	33	32	9	5
	The cleanliness of the toilet area	25	28	31	10	6
	The cleanliness of the showers	23	27	31	11	8
	The cleanliness of your cell when you first moved in	14	19	29	19	19
	How OFTEN do you get access to clean bed linen?	Every Week	Every 2 weeks	Once a Month	Never	
	91	4	1	4		
FOOD	How would you describe the following regarding FOOD in THIS prison:	Very Good	Fairly Good	OK	Fairly Bad	Very Bad
	The choice of menu	6	16	39	22	17
	The size of the portions	7	13	35	22	23
	The condition of the food when you get it	5	12	36	24	23
	The time at which meals are served	10	20	50	10	10
	The meals provided in this prison meet my cultural/religious needs	YES	27	NO	13	Not relevant
CANTEEN	How would you describe the following regarding the canteen system (bag & tag) in THIS prison?	Very Good	Fairly Good	OK	Fairly Bad	Very Bad
	The accuracy of my order	36	26	31	4	3
	The selection of goods	12	16	31	22	19
	The price of goods	10	16	41	19	14
	Overall, how would you describe the canteen system	12	20	39	17	12
	Do you have difficulty understanding/completing the canteen order form?	YES	7	NO	93	

MENTAL HEALTH & WELL BEING	Feelings and thoughts over the last 2 weeks:	None of the time	Rarely	Some of the time	Often	All of the time
	I've been feeling optimistic about the future	13	19	33	21	14
	I've been feeling useful	13	25	34	18	10
	I've been feeling relaxed	11	23	35	21	10
	I've been feeling interested in other people	19	28	31	16	6
	I've had energy to spare	12	21	32	23	12
	I've been dealing with problems well	9	17	33	28	13
	I've been thinking clearly	8	16	30	28	18
	I've been feeling good about myself	12	22	31	23	12
	I've been feeling close to other people	19	30	30	14	7
	I've been feeling confident	12	20	31	23	14
	I've been able to make up my own mind about things	6	9	26	27	32
	I've been feeling loved	27	20	23	14	16
	I've been interested in new things	14	21	30	21	14
I've been feeling cheerful	14	21	35	20	10	

VIOLENCE	Have you ever been involved in violence towards your spouse or partner?	YES	21	NO	79
	Have you ever been convicted of an offence involving violence to your spouse or partner?	YES	17	NO	83
	Have you ever been a victim of violence from your spouse or partner?	YES	27	NO	73
	As a child did you ever witness any violence between your parents/carers?	YES	43	NO	57
	Would you wish to access interventions/support services which would help offenders with issues of violence in the home?	YES	20	NO	80

CARRYING A KNIFE	Have you ever carried a knife?	YES	46	NO	54	
	Have you carried a knife in the 12 months before coming into prison?	YES	23	NO	77	
	Have you been a victim of knife crime?	YES	36	NO	64	
	Have you ever used a knife to injure someone?	YES	33	NO	77	
	Have you ever been cautioned by the Police for carrying a knife?	YES	30	NO	70	
	Have you ever been convicted of a knife crime?	YES	35	NO	65	
	If you were cautioned for carrying a knife would this stop you?	YES	40	NO	60	
	Are you a gang member?	YES	9	NO	91	
	What is your main reason for carrying a knife?					
		Self defence	55	Previously been threatened	21	Because other people do
	Don't feel safe where I live	19	Gang member	11	Don't know	21
	Other reason	9				

EQUALITY AND DIVERSITY	Information on the following issues have been communicated to me in a manner that I understand (native language, braille, large print, signing, etc)					
	Reception/Admission procedures	YES	76	NO	24	
	Induction	YES	78	NO	22	
	Meal menus	YES	83	NO	17	
	The visit process/Family contact	YES	75	NO	25	
	Human Rights/Equality and Diversity	YES	49	NO	51	
	Prison rules/Complaints	YES	59	NO	41	
	Healthcare	YES	70	NO	30	
	Freedom of information	YES	48	NO	52	
	Violence/Anti-bullying	YES	62	NO	38	
	Education/Learning	YES	75	NO	25	
	Programmes	YES	62	NO	38	
	Service providers/Community contact	YES	52	NO	48	
	During this sentence in prison I have personally experienced discrimination in respect to the following:					
	Your age	YES	9	NO	91	
	Disability	YES	9	NO	91	
	Gender assignment	YES	2	NO	98	
	Sex (gender)	YES	2	NO	98	
	Race	YES	6	NO	94	
	Religion or belief	YES	9	NO	91	
Sexual orientation	YES	4	NO	96		
Marriage/civil partnership	YES	2	NO	98		
If YES, to the above, who discriminated against you?	Prisoner	61(n=477)	Officer	58(n=455)	Other staff	25(n=196)
If YES, did you report this discrimination?	YES	25	NO	75		
If you reported the discrimination, were you satisfied with the way the matter was dealt with?	YES	37	NO	73		
BELIEFS	Please indicate whether you agree with the following statements:					
	I am able to observe/practice my religion/belief in this prison	YES	82	NO	18	
	My religion/belief is respected in this prison by staff	YES	78	NO	22	
	My religion/belief is respected in this prison by other prisoners	YES	75	NO	25	

VISITS & CONTACT	Are you in regular contact with anyone outside prison? (You may choose more than one)	No	Yes, by letter	Yes, by telephone	Yes, by visits	Yes, by home leave		
		9	68	83	62	4		
	How often do you get visits from family and friends?	Never	Daily	Weekly	Fortnightly	Monthly	Other	
		25	4	38	16	11	6	
	How would you describe each of the following?	Very Good	Fairly Good	OK	Fairly Bad	Very Bad		
	Access to family and friends	21	26	36	9	8		
	Access to the Family Contact Officer in THIS PRISON	13	17	44	14	12		
	The length of the visits	13	18	42	14	13		
	The ability to arrange visits	18	22	44	8	8		
	Facilities for children at visits	14	21	46	10	9		
	Facilities for disabled visitors	13	16	51	10	10		
	The timing of visits	11	18	49	13	9		
	The quality of the visit	13	20	47	10	10		
	Respectful behaviour shown by staff in relation to visits	17	19	39	14	11		
	Are there any PARTICULAR PROBLEMS for people visiting you in prison?	YES	52	NO	48			
	If YES to the above, please read through the list below and say why (You may choose more than one):							
		Distance	57	Location of prison	31	No transport	29	
		Cost	61	Stress of visit	26	Time limits	41	
		Refreshment facilities	13	Staff attitudes	23	Other	17	
	Has anyone helped you with family issues in This Prison ?	YES	21	NO	79			
If YES to the above please read through the list below and say who helped you								
	Family Contact Officer (FCO)	48	Personal Officer	51	Minister	12	Priest	16
	Imam	2	Prison Social Worker	14	Outside Social Worker	19	Other	11
CHILDREN	Do you have children?	YES	61	NO	39			
	If YES please indicate how many children you have under 18 years of age?	1 child	2 children	3 children	4 children	5 children	6+ children	
		40	33	13	9	3	2	
	If you have children are you receiving visits from them?	YES	36	NO	64			
	Were you involved in caring for any of your children before you came into prison for this remand/sentence?	YES	53	NO	47			
	Will you be involved in caring for any of your children when you get out of prison?	YES	57	NO	21	Don't know	22	

BULLYING	In THIS PRISON , have you BEEN BULLIED by another prisoner or group of prisoners in the LAST MONTH ?	YES	12	NO	78	
	If YES , what did the bullying involve? (You may choose more than one)					
	Physical abuse	28	Sexual abuse	9	Money	16
	Property	23	Religious insults	15	Racial insults	15
	Sexuality insults	15	Disability insults	9	Age	9
	Drugs	21	Name calling	49	Other	11
If YES , did you report the bullying?	YES	37	NO	63		
SAFETY	Have you, in THIS PRISON , during the LAST MONTH feared for your safety?	YES	15 (n=564)	NO	85	
	If YES , WHO made you fear for your safety? (You may choose more than one)					
	Another prisoner	61	Non-uniformed member of staff	9	Group of prisoners	45
	Group of prison officers (excluding control & restraint)	15	A prison officer	21		
	In which AREAS of the prison do you fear for your safety? (You may choose more than one)					
	Hall generally	57	Recreation	29	The reception area	9
	Workshop/ work party	26	Toilets/Showers	26	Segregation unit	8
	Corridors/ stairwells	31	Cell	33	Other	15
CELL	Do you share a cell	YES	30	NO	70	
	I prefer to share a cell	15	I would rather not share a cell	77		
	Not sure, I have never shared a cell	4	Not sure I have always shared a cell	4		
PRISON RULES	Do you understand how to access the Complaints Procedure?	YES	77	NO	23	
	Have you had any difficulties in accessing a copy of the Prison Rules?	YES	36	NO	64	
		Always	Often	Sometimes	Rarely	Never
	When I raise an issue with staff it is dealt with fairly.	17	24	35	15	9
	Staff offer support to help me deal with my problems.	18	21	29	18	14
	I believe I am viewed by staf as a valued individual in the prison.	15	17	25	18	25
	I believe that staff are about my well being.	18	17	27	17	21

ACCOMMODATION	Where were you living before coming into prison?							
	Owner-Occupier	28	Council tenant	36	Housing association	19	Private rented	37
	Lodger	61	Hostel	15	Squat	0.5	Sleeping rough	2
	Did you lose your tenancy/accommodation when you came to prison?	YES	45	NO	55			
	Where will you be living when you leave prison?							
	Owner-Occupier	15	Council tenant	19	Housing association	8		
	Private rented	12	Lodger	9	Hostel	6		
Squat	0	Sleeping rough	2	Don't know	29			
DISABILITIES	Before coming into prison were you ever assessed or diagnosed as having any of the following?							
	Autism	No	98	Assessed	2	Diagnosed	2	
	Aspergers	No	98	Assessed	2	Diagnosed	1	
	ADHD	No	90	Assessed	4	Diagnosed	6	
	Personality Disorder	No	91	Assessed	6	Diagnosed	5	
	Other	No	86	Assessed	5	Diagnosed	8	
	PTSD (post traumatic stress disorder)	No	91	Assessed	9	Diagnosed	5	
CARE	Were you ever in care as a child?	YES	26	NO	74			
	Were you in care at the age of 16?	YES	16	NO	84			
	If YES , which type of care?							
	Family member e.g. grandparent	10	Foster Family	18	Residential care home	47		
	Secure unit	29	Other	10				
	If you were in care, how many placements did you have e.g. foster families							
	1 or 2	41	3 or 4	22	5 or 6	13	More than 6	24
	Were you ever							
Involved in a childrens panel	26	Expelled from school	26					
Truant from school	28	Experience and problems at school	11					
ARMED SERVICES	Have you ever served in the armed forces?	YES	6	NO	94			
	If YES , which service?							
	Army	76	Airforce	6				
	Navy	8	Reservist	10				
	What was your method of discharge?							
	Normal	66	Administrative	10				
Medical	22	Still serving	2					

BACKGROUND	Are you? (Gender)	MALE	92	FEMALE	8				
	Are you on remand?	YES	20	NO	80				
	What is your sexual orientation?	Hetrosexual	91	Gay	2	Bisexual	3	Prefer not to say	4
		Never		1-5 times		6-10 times		Over 10 times	
	How many times have you been on remand before?		26	43	12	19			
	How many times have you been in prison on a sentence before?		32	41	12	15			
	If you are CONVICTED , how long is your present sentence?	Up to 90 days	6	Over 3 months up to 12 months	23	Over 1 year up to 4 years	31		
		Over 4 years up to 10 years	25	Over 10 years	5	Life/WLT	10		
	Have you ever served a sentence in the community?	YES	44	NO	56				
	Have you ever received a custodial sentence as a result of breaching a community sentence?	YES	32	NO	68				
	Do you think that convicted/sentenced prisoners should have the right to vote in an election?	YES	90	NO	10				
	What is your ethnic background?								
		<i>White</i>							
		Scottish	87	Other British	6				
		Irish	0.5	Gypsy/Traveller	0				
		Polish	0.5						
		<i>Asian, Asian Scottish or Asian British</i>							
		Pakistani, Pakistani Scottish or Pakistani British	0.5	Indian, Indian Scottish or Indian British	1				
		Bangladeshi, Bangladeshi Scottish or Bangladeshi British	1	Chinese, Chinese Scottish or Chinese British	0.5				
		<i>African</i>							
	African, African Scottish or African British	0.5							
	<i>Caribbean or Black</i>								
	Caribbean, Caribbean Scottish or Caribbean British	0.5	Black, Black Scottish or Black British	1					
	Arab, Arab Scottish or Arab British	0.5							
	<i>Other or Mixed</i>								
	Specify Other or Mixed ethnic group	1							

EXPOSURE TO RISK	Have your travel arrangements in or within the UK ever been controlled by someone else?	YES	5	NO	95
	Has anyone, other than yourself, ever had control of your passport and/or identity documents?	YES	7	NO	93
	Have you ever had to work without payment?	YES	11	NO	89
	Have you ever had to work to pay of debts incurred by you or your family when travelling to the UK?	YES	3	NO	97

15TH PRISONER SURVEY 2015

OVERALL RESULTS

YEAR-ON-YEAR COMPARISONS						2008	2009	2011	2013	2015	
ATMOSPHERE											
How would you describe the atmosphere in each of the following in THIS prison?											
Your hall or dormitory						85	85	87	88	86	
HEALTH											
During your time in this prison, on this sentence which of the following have you attended?											
Doctor						74	73	71	81	79	
Nurse						74	75	77	80	82	
Mental Health Staff						20	20	24	27	29	
Dentist						33	37	39	38	36	
Optician						-	-	-	18	16	
None of these						8	8	6	8	7	
FOR YOUR MOST RECENT appointment IN THIS PRISON please indicate the length of time you waited/have been waiting to see the following health care staff:											
Nurse											
Same day						34	34	27	25	28	
1-2 days						28	28	28	30	30	
3-5 days						16	16	18	18	16	
6-10 days						5	7	8	8	7	
Over 10 days						7	8	9	10	9	
Not relevant						9	8	10	9	10	

Doctor						
	Same day	13	12	9	8	7
	1-2 days	26	26	26	22	23
	3-5 days	20	21	21	19	21
	6-10 days	15	14	14	15	13
	Over 10 days	15	18	17	26	25
	Not relevant	10	10	13	11	11
Mental Health Staff						
	Same day	6	7	5	5	8
	1-2 days	9	10	8	11	12
	3-5 days	11	11	11	10	9
	6-10 days	8	8	7	8	9
	Over 10 days	24	24	19	25	16
	Not relevant	42	42	40	41	46
Dentist						
	Same day	-	2	3	1	2
	1-2 days	-	2	1	2	3
	3-5 days	-	4	5	2	3
	6-10 days	-	6	8	4	5
	Over 10 days	-	64	61	64	61
	Not relevant	-	23	22	26	26
Optician						
	Same day	-	-	-	1	1
	1-2 days	-	-	-	1	2
	3-5 days	-	-	-	2	1
	6-10 days	-	-	-	5	6
	Over 10 days	-	-	-	40	35
	Not relevant	-	-	-	51	55

HYGIENE & FITNESS					
How many times A WEEK do you have AT LEAST 30 MINUTES of MODERATE EXERCISE ? (Like brisk walking)					
1 or less times per week	18	18	21	20	24
2 to 4 times per week	24	23	23	26	25
5 or more times per week	58	59	56	54	51
DRUG USE IN PRISON					
Have you EVER used ILLEGAL drugs in prison?	48	45	45	38	43
If YES , has your drug use changed during your current period in prison?	83	81	81	82	76
If YES , in what way?					
Increased	18	16	14	14	20
Decreased	74	77	76	63	60
Same use but different drugs	8	8	10	14	10
Only started using in prison	-	-	-	10	10
Are you sharing your cell with a drug user?					
YES	21	16	16	12	10
NO	71	77	76	83	85
DON'T KNOW	8	7	7	5	5
Have you used ILLEGAL drugs in the LAST MONTH while in THIS PRISON ?	26	22	20	28	24
Have you EVER INJECTED drugs IN PRISON ?	8	8	7	6	6
Have you INJECTED drugs IN PRISON in the LAST MONTH ?	3	3	1	2	2
If YES , you INJECTED in the LAST MONTH , did you share your works?	80	71	69	86	82

DRUG SERVICES					
Are you being prescribed methadone?	20	20	23	21	20
If YES, is this prescription:					
a REDUCING dose	15	22	20	23	21
a MAINTENANCE dose	85	78	80	52	57
a STABILISING dose	-	-	-	25	22
If I was offered help for my drug problem ON THE OUTSIDE , I would take it	45	44	47	39	39
If I was offered help or my drug problem IN PRISON , I would take it	47	45	48	42	42
I am worried that my drug taking will be a problem when I get out	28	26	26	21	24
I was assessed for drug use upon my admission to prison	52	51	56	46	39
I have been given the chance to receive treatment for drug use during my sentence	39	38	41	33	28
I have received help/treatment for drug use during my sentence	33	33	36	28	24
DRUGS BEFORE PRISON					
Did you use ILLEGAL drugs in the 12 months before being in prison?	69	67	64	62	-
DISABILITY AND LONG-TERM ILLNESS					
Have you got a disability?	-	19	19	25	26
Have you got a long-term illness?	-	24	25	29	30
LITERACY					
Do you have any problems with your reading?	13	13	18	13	12
Do you have any problems in writing?	16	15	21	17	14
FOOD					
How would you describe each of the following in this prison?					
The choice of menu	54	55	56	60	61
The size of portions	48	51	47	50	55
The condition of the food when you get it	56	56	51	50	53
The time at which meals are served	81	81	81	81	80

CANTEEN**How would you describe the following regarding the canteen system (bag & tag) in THIS prison?**

The accuracy of my order	86	87	87	92	93
The selection of goods	57	57	56	59	59
The price of goods	56	56	48	61	67
Overall, how would you describe the canteen system	72	71	65	73	71

CLEANLINESS**How would you describe each of the following?**

The cleanliness of your hall or dormitory	84	85	84	82	86
The cleanliness of the toilet area	81	83	82	83	84
The cleanliness of the showers	75	77	78	78	81
The cleanliness of your cell when you first moved in	52	54	61	62	62

How OFTEN do you get access to clean bed linen?

Every week	86	88	92	90	91
Every 2 weeks	5	4	3	4	4
Once a month	1	1	1	1	1
Never	7	6	4	5	4

VISITS & CONTACT**Are you in REGULAR CONTACT with anyone outside the prison?**

No	8	8	7	10	9
Yes, by letter	67	70	73	67	68
Yes, by telephone	73	76	74	82	83
Yes, by visits	58	61	63	61	62
Yes, by home leave	4	3	4	5	4

How often do you get visits from family and friends?

Never	21	21	23	24	25
Daily	6	5	4	4	4
Weekly	37	34	32	36	38
Fortnightly	15	16	16	15	16
Monthly	12	13	14	16	11
Other	10	11	11	12	6

How would you describe each of the following?

Access to family and friends	79	81	81	84	83
Access to FCO in this prison	66	70	70	72	74
The length of the visits	58	63	63	73	73
The ability to arrange visits	71	80	84	85	84
Facilities for children at visits	67	66	70	77	81
Facilities for disabled visitors	72	76	77	82	80
The timing of visits	68	75	75	79	78
The quality of visits	-	71	73	79	80
Are there any particular problems for people visiting you in this prison?	64	61	63	57	52

CHILDREN					
Do you have children?	-	-	49	63	61
If YES , please indicate how many children you have under 18 years of age:					
1 child	46	48	46	42	39
2 children	30	29	27	31	33
3 children	14	13	12	14	12
4 children	6	6	7	7	9
5 children	2	2	3	3	3
6+ children	2	2	1	3	2
DRUG USE OUTSIDE					
My drug taking was a problem for me ON THE OUTSIDE	44	41	39	35	38
I was under the influence of drugs at the time of my offence	49	45	44	39	40
I committed my offence to get money for drugs	22	19	18	16	17
I was receiving treatment for my drug use before my imprisonment	21	21	23	21	21

ALCOHOL					
I was drunk at the time of my offence	49	50	50	45	41
My drinking affected my ability to hold down a job	23	24	25	21	19
My drinking affected my relationships with family	36	38	38	35	32
If I was offered help IN PRISON for alcohol problems I would take it	46	47	48	41	37
If I was offered help ON THE OUTSIDE for alcohol problems I would take it	42	43	45	39	36
I am worried that alcohol will be a problem for me when I get out	23	23	24	21	17
Have you used alcohol in the LAST MONTH while in THIS PRISON ?	6	7	6	5	4
I was assessed for alcohol use on my admission to prison	36	38	37	33	27
I have been given the chance to receive treatment for alcohol problems during my sentence	37	39	35	31	25
I have received help/treatment for alcohol problems during my sentence	22	24	23	20	14
SMOKING					
Do you SHARE your cell with a SMOKER/SMOKERS ?	54	43	46	34	26
Are you a SMOKER ?	79	76	76	74	72
If YES , do you want to give up smoking?	55	58	56	60	56
Have you received advice on smoking & its related health risks since coming to prison?	-	-	-	34	39
BODY ART AND HEPATITIS C					
Do you have any body piercing/s?	23	23	22	23	23
If YES , did you get any piercing/s in PRISON ?	6	6	9	7	6
Do you have any tattoos?	54	55	59	62	61
If YES , did you get any tattoos in PRISON ?	18	17	13	18	16
During your time IN PRISON have you ever been tested for Hepatitis C?	31	32	48	48	46
Would you take a Hepatitis C test if this were offered to you IN PRISON ?	81	81	85	84	84
During your time in PRISON have you been given any information about Hepatitis C?	51	49	58	54	47

MENTAL HEALTH & WELL BEING					
I've been feeling optimistic about the future	71	64	72	70	68
I've been feeling useful	59	74	60	63	62
I've been feeling relaxed	68	67	71	72	66
I've been feeling interested in other people	52	53	56	57	53
I've had energy to spare	69	64	71	70	67
I've been dealing with problems well	75	77	77	77	74
I've been thinking clearly	78	79	80	79	76
I've been feeling good about myself	68	63	70	71	66
I've been feeling close to other people	52	55	56	57	51
I've been feeling confident	69	62	71	71	68
I've been able to make up my own mind about things	85	85	85	85	85
I've been feeling loved	53	55	55	53	52
I've been interested in new things	65	64	68	68	65
I've been feeling cheerful	66	68	68	69	67
BULLYING & SAFETY					
Bullying (Have you been bullied in the last month)	12	11	10	15	12
Safety (Feared for Safety in the last month)	18	18	16	17	15
RELATIONSHIPS					
How well would you say you got on with each of the following groups?					
Prisoners in your hall	91	91	94	95	96
Officers in your hall	91	92	91	92	93
LIFE SKILLS					
Have you attended a LEARNING CENTRE in THIS PRISON ?	43	46	47	49	46

ESTABLISHMENT COMPARISONS

GREEN shading represents establishments which are in the highest two ratings while RED shading represents establishments which are in the lowest two ratings

(*The colour has been adjusted to account for the negative in these questions with GREEN noting the lowest scores and RED the highest scores in these cases)

ESTABLISHMENT	Addiewell	Barlinnie	Cornton Vale	Dumfries	Edinburgh	Glenochil	Grampian	Greenock	Inverness	Kilmarnock	Low Moss	Open Estate	Perth	Polmont	Shotts
ATMOSPHERE															
Your hall or dormitory	89	85	90	97	83	87	81	90	95	87	82	76	91	90	82
HEALTH															
During your time in THIS prison, on THIS sentence, which of the following have you attended?															
Doctor	86	76	81	87	81	92	93	89	89	89	86	89	76	49	89
Nurse	87	78	82	89	83	93	81	77	75	76	81	85	79	77	89
Mental Health Staff	39	21	48	26	24	36	35	26	36	25	19	14	26	21	28
Dentist	35	19	42	46	35	52	49	43	49	41	31	45	33	25	59
Optician	9	6	25	19	19	51	27	19	11	12	19	21	13	9	39
None of these	6	10	1	3	6	1	4	3	6	6	9	7	11	16	3
FOR YOUR MOST RECENT appointment IN THIS PRISON please indicate the length of time you waited/have been waiting to see the following:															
Nurse															
Same day	8	15	15	66	31	12	13	23	50	38	37	19	11	41	41
1-2 days	27	24	23	30	35	38	31	37	23	13	20	49	13	28	36
3-5 days	23	25	26	1	10	26	18	20	19	14	14	24	21	8	12
6-10 days	16	12	17	0	5	11	10	7	0	9	13	2	19	7	2
Over 10 days	18	15	18	2	10	4	14	5	4	13	10	2	27	4	7
Not relevant	8	9	1	1	9	9	14	8	4	11	6	4	9	12	2

ESTABLISHMENT		Addiewell	Barlinnie	Cornton Vale	Dumfries	Edinburgh	Glenochil	Grampian	Greenock	Inverness	Kilmarnock	Low Moss	Open Estate	Perth	Polmont	Shotts
Doctor	Same day	3	8	8	15	5	3	4	11	28	2	7	2	5	11	3
	1-2 days	10	16	22	66	16	14	26	31	43	16	11	28	11	30	13
	3-5 days	18	19	20	15	20	25	26	26	11	16	17	50	12	17	10
	6-10 days	14	20	8	2	16	19	19	20	4	33	20	8	13	9	19
	Over 10 days	47	25	35	1	33	31	18	6	10	26	40	10	49	7	54
	Not relevant	8	12	7	1	10	8	7	6	4	7	5	2	10	26	1
Mental Health Staff	Same day	2	2	5	0	6	2	1	7	9	1	3	23	3	15	7
	1-2 days	2	4	7	23	13	9	9	12	7	1	2	23	4	19	10
	3-5 days	4	9	18	6	15	13	9	18	31	12	7	9	4	13	13
	6-10 days	11	13	17	2	11	6	14	8	9	10	5	0	11	5	4
	Over 10 days	51	27	38	30	21	26	24	21	13	37	44	9	38	8	28
	Not relevant	30	45	15	39	34	44	43	34	31	39	39	36	40	40	38
Dentist	Same day	0	1	1	2	1	1	0	0	2	1	0	0	0	0	1
	1-2 days	0	2	1	18	1	3	2	2	24	1	1	3	1	1	2
	3-5 days	0	2	11	22	1	5	5	1	12	6	1	11	3	9	2
	6-10 days	1	2	12	28	1	11	20	7	8	6	4	77	2	8	11
	Over 10 days	70	57	46	25	63	63	47	73	44	67	75	6	64	46	72
	Not relevant	29	36	29	5	33	17	26	17	10	19	19	3	30	36	12
Optician	Same day	0	2	0	0	0	1	0	0	0	1	0	0	0	0	0
	1-2 days	1	1	0	0	1	0	0	0	0	1	1	3	1	2	2
	3-5 days	0	2	3	2	1	6	3	4	0	1	1	10	1	1	2
	6-10 days	4	1	3	13	2	7	17	13	16	8	2	0	2	4	7
	Over 10 days	45	33	46	52	45	58	37	46	40	40	37	71	39	23	73
	Not relevant	50	61	48	33	51	28	43	37	44	49	60	16	57	70	16
How many times A WEEK do you do AT LEAST 30 MINUTES of MODERATE EXERCISE (like brisk walking)?																
1 or less times per week		45	16	15	40	19	28	22	18	20	14	27	15	23	38	18
2 to 4 times per week		26	29	32	20	24	23	16	19	15	23	21	17	27	29	25
5 or more times per week		29	55	53	40	57	49	62	63	65	63	52	68	50	33	57

ESTABLISHMENT	Addiewell	Barlinnie	Cornton Vale	Dumfries	Edinburgh	Glenochil	Grampian	Greenock	Inverness	Kilmarnock	Low Moss	Open Estate	Perth	Polmont	Shotts
DRUG USE															
Have you EVER used ILLEGAL drugs in prison?	49	37	31	14	44	29	49	47	48	53	39	27	46	32	58
If YES , has your drug use changed during your current period in prison?	66	75	90	88	74	71	62	88	72	79	68	94 n=16	76	55	71
Increased	8	16	9	29 n=4	17	8	10	7	4	15	28	6 n=1	7	11	20
Decreased	64	59	84	57 n=8	62	74	64	69	28	71	48	69 n=11	79	64	47
Same use but different drugs	12	11	5	7 n=1	15	11	12	11	2	10	12	0	11	21	6
Only started using in prison	15	14	2	7 n=1	6	7	14	13	5	4	12	25 n=4	3	4	27
Are you sharing your cell with a drug user?															
YES	1	22	5	8	10	3	5	2	16	2	9	0	19	0	3
NO	97	69	90	82	83	91	90	97	80	96	88	100	74	100	97
DON'T KNOW	2	9	5	10	7	6	5	1	4	2	3	0	7	0	0
Have you used ILLEGAL drugs in the LAST MONTH while in THIS PRISON ?	32	23	15	5 n=6	23	10	30	21	17	29	33	0	25	26	23
Have you EVER INJECTED drugs IN PRISON ?	10	4	2	1 n=2	6	2	11(n=19)	6	8	11	3	6	8 n=31	1	3
Have you INJECTED drugs IN PRISON in the LAST MONTH ?	2	1	0	0	2	n=2	n=2	2	0	2 n=7	1 n=3	0	2 n=6	1	2 n=2
If YES , you INJECTED in the LAST MONTH , did you share your works?	n=4	n=5	0	n/a	n=4	n=0	n=2	n=2	n/a	n=4	n=3	n/a	n=5	n=3	n=2

ESTABLISHMENT	Addiewell	Barlinnie	Cornton Vale	Dumfries	Edinburgh	Glenochil	Grampian	Greenock	Inverness	Kilmarnock	Low Moss	Open Estate	Perth	Polmont	Shotts
DRUG SERVICES															
Are you being prescribed methadone?	19	14	14	5 n=6	15	8	23	24	3 n=3	22	11	6	19	4	23
If YES, is this prescription:															
a REDUCING dose	12	19	24 n=5	n=0	18	50	13	23	33 n=1	15	25	50 n=2	29	n=7	15
a MAINTENANCE dose	67	62	57 n=12	n=3	56	37	59	46	33 n=1	59	55	n=0	47	n=3	52
a STABILISING dose	21	19	19 n=4	n=3	26	13	28	31	33 n=1	26	20	50 n=2	24	n=3	33
If I was offered help for my drug problem ON THE OUTSIDE , I would take it	54	34	34	27	41	25	51	48	47	51	43	22	42	29	38
If I was offered help or my drug problem IN PRISON , I would take it	56	39	36	27	45	26	50	51	47	51	26	22	42	37	48
I am worried that my drug taking will be a problem when I get out	30	24	20	13	27	12	31	23	34	36	40	6	21	14	22
I was assessed for drug use upon my admission to prison	45	40	29	26	35	26	50	51	38	51	27	19	41	33	41
I have been given the chance to receive treatment for drug use during my sentence	39	23	31	22	26	19	38	41	22	38	19	17	29	29	39
I have received help/treatment for drug use during my sentence	24	22	19	19	19	16	39	41	24	30	26	19	27	19	41
DISABILITY AND LONG TERM ILLNESS															
Have you got a disability?	26	30	28	30	31	25	25	22	30	25	19	22 n=14	25	18	23
Have you got a long-term illness?	39	38	25	30	36	34	27	25	27	30	33	24 n=15	30	10	33
LITERACY															
Do you have any problems with your reading?	14	12	12	20 n=23	11	13	11	13	19	12	6	3	11	16	13
Do you have any problems in writing?	15	16	11	20 n=23	12	11	12	15	22	14	12	3	13	19	15

ESTABLISHMENT	Addiewell	Barlinnie	Cornton Vale	Dumfries	Edinburgh	Glenochil	Grampian	Greenock	Inverness	Kilmarnock	Low Moss	Open Estate	Perth	Polmont	Shotts
FOOD															
How would you describe each of the following in this prison?															
The choice of menu	63	62	51	77	54	68	69	67	71	64	60	63	58	54	65
The size of portions	47	47	79	73	60	43	71	68	67	73	44	78	59	55	44
The condition of the food when you get it	48	53	54	78	51	38	74	75	84	45	52	70	54	62	56
The time at which meals are served	75	79	87	79	83	70	83	84	89	86	84	75	82	89	84
CANTEEN															
How would you describe the following regarding the canteen system (bag & tag) in this prison?															
The accuracy of my order	85	92	95	99	92	98	85	94	82	94	95	89	95	95	95
The selection of goods	82	41	57	51	63	55	69	61	60	90	44	51	72	54	52
The price of goods	75	65	70	70	66	58	78	63	67	88	61	65	69	70	54
Overall, how would you describe the canteen system	80	64	68	64	74	68	70	74	75	93	61	68	83	71	73
CLEANLINESS															
How would you describe each of the following?															
The cleanliness of your hall or dormitory	86	80	86	97	86	85	89	86	89	78	88	66	85	90	90
The cleanliness of the toilet area	80	77	89	93	85	90	92	78	87	84	92	66	84	81	84
The cleanliness of the showers	85	70	93	92	78	83	95	73	75	59	97	48	81	88	95
The cleanliness of your cell when you first moved in	54	55	69	78	50	66	70	66	72	55	71	66	65	61	74
How OFTEN do you get access to clean bed linen?															
Every week	90	96	99	93	90	92	95	91	99	66	93	81	96	88	84
Every 2 weeks	6	2	0	1	6	3	3	3	0	4	4	5	3	8	4
Once a month	2	1	1	6	3	1	0	1	1	2	1	3	0	1	1
Never	2	1	0	0	2	4	2	5	0	27	2	11	1	3	11

ESTABLISHMENT	Addiewell	Barlinnie	Cornton Vale	Dumfries	Edinburgh	Glenochil	Grampian	Greenock	Inverness	Kilmarnock	Low Moss	Open Estate	Perth	Polmont	Shotts
VISITS AND CONTACT															
Are you in REGULAR CONTACT with anyone outside the prison?															
No	8	12	11	18	10	14	15	9	12	9	4	10	11	6	6
Yes, by letter	67	67	71	65	66	73	52	78	61	66	74	63	63	75	75
Yes, by telephone	81	82	83	69	72	70	71	79	73	81	79	79	81	87	89
Yes, by visits	64	61	61	57	53	54	45	63	52	67	64	51	59	68	69
Yes, by home leave	0	1	2	0	1	1	0	15	0	1	1	71	1	1	1
How often do you get visits from family and friends?															
Never	16	25	26	24	26	26	30	24	34	22	20	31	26	14	16
Daily	5	6	2	4	5	10	2	8	3	4	10	0	5	8	0
Weekly	52	40	36	24	33	19	39	26	44	33	31	29	38	50	36
Fortnightly	18	15	17	23	10	14	14	11	8	24	13	13	13	10	17
Monthly	5	12	11	9	12	17	8	19	4	15	15	14	15	8	16
Other	4	8	8	16	14	14	7	12	7	2	11	13	3	10	15
How would you described each of the following?															
Access to family and friends	85	76	89	85	83	86	79	85	86	90	78	89	89	81	89
Access to FCO in this prison	54	67	94	80	71	72	76	77	67	69	78	96	82	80	74
The length of the visits	83	56	60	86	61	91	79	71	65	80	83	93	79	50	91
The ability to arrange visits	89	82	95	84	88	94	77	92	91	90	59	92	88	88	92
Facilities for children at visits	74	81	90	88	75	84	87	73	75	74	84	86	79	85	82
Facilities for disabled visitors	78	70	85	89	81	89	87	82	78	70	84	96	85	74	82
The timing of visits	77	70	83	87	73	91	76	79	75	76	84	76	79	75	88
The quality of visits	83	69	79	92	74	90	80	75	77	77	82	96	82	79	87
Are there any particular problems for people visiting you in this prison?	52	54	61	61	54	55	58	51	47	53	54	41	50	52	57

ESTABLISHMENT	Addiewell	Barlinnie	Cornton Vale	Dumfries	Edinburgh	Glenochil	Grampian	Greenock	Inverness	Kilmarnock	Low Moss	Open Estate	Perth	Polmont	Shotts	
CHILDREN																
Do you have children?	54	67	59	49	59	57	63	64	61	62	60	71	59	25	57	
If yes, please indicate how many children you have under the age of 18 years of age:																
1 child	31	43	35	34	37	39	38	48	33	39	48	58	52	71	38	
2 children	32	32	22	29	36	27	34	33	20	34	33	16	27	22	32	
3 children	13	14	36	14	13	21	9	10	28	10	12	26	9	1	23	
4 children	12	5	7	11	5	7	11	3	11	9	4	0	6	2	3	
5 children	2	4	0	5	4	5	5	4	4	4	2	0	2	2	0	
6+ children	8	2	0	7	5	1	3	2	4	4	1	0	4	0	3	
BODY ART AND HEPATITIS C																
Do you have any body piercing/s?	20	15	63	18	26	24	26	28	26	17	16	19 n=12	24	18	14	
If YES , did you get any piercing/s in PRISON ?	0	3	10	0	5	6	9	0	13 n=3	8	n=2	11 n=2	5	2	19	
Do you have any tattoos?	75	59	69	56	60	60	62	68	64	68	69	44 n=28	63	48	68	
If YES , did you get any tattoos in PRISON ?	15	14	6	3	21	14	18	12	16 n=9	22	n=48	14 n=4	13	12	28	
During your time IN PRISON have you ever been tested for Hepatitis C?	55	44	40	43	45	61	59	66	38	67	42	65	51	27	58	
Would you take a Hepatitis C test if this were offered to you IN PRISON ?	92	83	82	80	83	82	89	91	74	89	90	78	83	79	92	
During your time in PRISON have you been given any information about Hepatitis C?	45	33	50	39	50	63	59	62	39	53	27	87	56	45	63	
DRUG USE OUTSIDE																
My drug taking was a problem for me ON THE OUTSIDE	41	36	32	27	39	24	45	43	46	54	28	11	42	38	32	
I was under the influence of drugs at the time of my offence	37	33	31	23	45	23	51	41	40	53	28	11	40	55	33	
I committed my offence to get money for drugs	20	14	19	12	21	9	17	15	19	30	11	5	18	19	17	
I was receiving treatment for my drug use before my imprisonment	26	20	22	20	22	11	34	28	17	30	17	5	23	9	20	

ESTABLISHMENT	Addiewell	Barlinnie	Cornton Vale	Dumfries	Edinburgh	Glenochil	Grampian	Greenock	Inverness	Kilmarnock	Low Moss	Open Estate	Perth	Polmont	Shotts
SMOKING															
Do you SHARE your cell with a SMOKER/ SMOKERS?	4	50	15	18	25	26	4	7	57	5	15	25	50	4	0
Are you a SMOKER?	81	70	75	41	78	60	67	83	64	71	70	52	84	81	61
If YES , do you want to give up smoking?	52	53	40	38	56	53	50	58	42	60	66	88	62	50	68
Have you received advice on smoking & its related health risks since coming to prison?	37	27	37	59	32	45	34	39	46	53	34	65	36	48	55
ALCOHOL															
I was drunk at the time of my offence	43	38	31	32	31	29	29	49	41	48	42	30	35	60	37
My drinking affected my ability to hold down a job	21	21	22	12	21	8	17	23	24	22	19	13	14	22	14
My drinking affected my relationships with family	37	35	31	33	30	19	25	37	36	29	37	13	29	39	25
If I was offered help IN PRISON for alcohol problems I would take it	50	35	33	42	29	32	29	52	43	49	45	38	29	38	33
If I was offered help ON THE OUTSIDE for alcohol problems I would take it	50	35	35	45	30	32	30	50	36	40	42	27	34	29	28
I am worried that alcohol will be a problem for me when I get out	22	20	18	13	22	8	18	23	28	24	11	3	13	19	15
Have you used alcohol in the LAST MONTH while in THIS PRISON?	6	5	1	0	4	3	1 n=2	5	2	6	6	5	5 n=19	4	8
I was assessed for alcohol use on my admission to prison	38	26	30	22	21	18	24	38	39	28	25	25	19	25	22
I have been given the chance to receive treatment for alcohol problems during my sentence	30	18	25	29	15	20	18	36	35	19	26	41	13 n=49	30	22
I have received help/treatment for alcohol problems during my sentence	20	12	14	25	12	12	10	29	18	7	13	29	8 n=32	21	13

ESTABLISHMENT	Addiewell	Barlinnie	Cornton Vale	Dumfries	Edinburgh	Glenochil	Grampian	Greenock	Inverness	Kilmarnock	Low Moss	Open Estate	Perth	Polmont	Shotts
MENTAL HEALTH & WELL BEING															
I've been feeling optimistic about the future	65	65	77	70	67	65	72	75	77	66	70	89	66	71	62
I've been feeling useful	55	57	73	55	56	64	61	62	73	62	62	89	63	65	66
I've been feeling relaxed	59	58	57	83	58	76	59	76	75	73	65	83	72	72	71
I've been feeling interested in other people	47	52	70	43	46	55	51	59	59	55	48	67	59	44	59
I've had energy to spare	58	63	65	72	66	62	64	70	72	74	64	79	67	74	63
I've been dealing with problems well	66	69	62	81	69	80	65	79	78	74	74	95	77	78	87
I've been thinking clearly	71	71	76	81	74	82	72	81	76	72	80	97	77	75	81
I've been feeling good about myself	62	57	54	80	64	72	60	79	70	70	69	92	70	67	77
I've been feeling close to other people	52	43	63	54	47	48	45	61	53	54	54	73	56	55	55
I've been feeling confident	60	65	60	79	62	74	69	74	71	65	64	91	69	75	77
I've been able to make up my own mind about things	81	83	83	86	81	87	84	86	87	89	84	91	82	88	87
I've been feeling loved	55	52	70	49	50	48	48	62	55	59	53	73	51	58	64
I've been interested in new things	59	60	69	79	61	66	67	75	66	68	63	81	64	75	71
I've been feeling cheerful	59	59	60	69	60	74	67	76	71	71	63	94	64	63	67
BULLYING & SAFETY															
Bullying (Bullied in the last month)	10	9	14	9 n=10	13	11	13	12	8 n=7	13	13 n=40	25 n=16	12	15 n=50	13
Safety (Feared for Safety in the last month)	19	15	14	13 n=15	18	13	13	11	9 n=8	16	17	14 n=9	11	17 n=56	13
RELATIONSHIPS															
How well would you say you got on with each of the following groups?															
Prisoners in your hall	95	97	98	97	95	96	98	93	98	98	93	87	97	95	94
Officers in your hall/dormitory	89	93	98	99	95	92	97	94	98	92	84	91	97	96	91
Staff in the VEHICLE on your most recent COURT escort	71	75	88	85	77	81	86	82	83	80	81	75	86	85	76
LIFE SKILLS															
Have you attended a LEARNING CENTRE in THIS PRISON ?	33	36	40	57	33	60	36	54	60	51	51	66	49	51	72

EXAMPLE OF FOREIGN LANGUAGE QUESTIONNAIRE PAGES – POLISH

Ankieta dla więźniów 2013 Wypowiedz się						
NINIEJSZA ANKIETA DAJE CI MOŻLIWOŚĆ PRZEDSTAWIENIA SWOJEJ OPINII NA WIELE DOTYCZĄCYCH CIEBIE NA CODZIEN SPRAW, JAK ŻYWIENIE, WIZYTY I CZYSTOŚĆ. PROSZĘ O PRZECZYTANIE PYTAŃ I ZAZNACZENIE KRZYŻYKIEM X PÓL ZE SWOJĄ OPINIĄ NA TEMAT TEGO WIĘZIENIA.						
Jak oceniasz atmosferę w swoim BLOKU?	Bardzo swobodna <input type="checkbox"/>	Dość swobodna <input type="checkbox"/>	Ani swobodna, ani napięta <input type="checkbox"/>	Dość napięta <input type="checkbox"/>	Bardzo napięta <input type="checkbox"/>	
Jak według Ciebie układają się Twoje stosunki z każdą z tych grup?	Bardzo dobrze	Dość dobrze	OK	Dość źle	Bardzo źle	Nie dotyczy
Więźniowie z Twojego bloku	<input type="checkbox"/>	<input type="checkbox"/>	<input type="checkbox"/>	<input type="checkbox"/>	<input type="checkbox"/>	<input type="checkbox"/>
Funkcjonariusze z Twojego bloku	<input type="checkbox"/>	<input type="checkbox"/>	<input type="checkbox"/>	<input type="checkbox"/>	<input type="checkbox"/>	<input type="checkbox"/>
Personel w POJEŹDZIE podczas ostatniego wyjazdu do SĄDU	<input type="checkbox"/>	<input type="checkbox"/>	<input type="checkbox"/>	<input type="checkbox"/>	<input type="checkbox"/>	<input type="checkbox"/>
Personel SĄDU podczas ostatniej wizyty w SĄDZIE	<input type="checkbox"/>	<input type="checkbox"/>	<input type="checkbox"/>	<input type="checkbox"/>	<input type="checkbox"/>	<input type="checkbox"/>
Jak zwraca się do Ciebie PERSONEL TEGO WIĘZIENIA??	Po imieniu <input type="checkbox"/> Po ksywce <input type="checkbox"/> Po nazwisku <input type="checkbox"/> Inne <input type="checkbox"/> Pan/i + Nazwisko <input type="checkbox"/>					
		TAK	NIE			
Czy życzysz sobie takiej formy?	<input type="checkbox"/>	<input type="checkbox"/>				
Czy możesz prosić o pomoc kogoś z personelu?	<input type="checkbox"/>	<input type="checkbox"/>				
Czy personel ogólnie traktuje Cię z szacunkiem?	<input type="checkbox"/>	<input type="checkbox"/>				
Podczas odbywania w TYM więzieniu tego WYROKU, którego z tych specjalistów odwiedziłeś?						
Lekarz <input type="checkbox"/>	Personel zdrowia psychicznego <input type="checkbox"/>	Optyk <input type="checkbox"/>				
Pielęgniarka <input type="checkbox"/>	Dentysta <input type="checkbox"/>	Żaden <input type="checkbox"/>				
PODCZAS OSTATNIEJ WIZYTY medycznej odbytej W TYM WIEZIENIU, jak długo oczekiwałeś na spotkanie z jednym z następujących pracowników służby zdrowia:						
	Ten sam dzień	1-2 dni	3-5 dni	6-10 dni	Ponad 10 dni	Nie dotyczy
Pielęgniarka	<input type="checkbox"/>	<input type="checkbox"/>	<input type="checkbox"/>	<input type="checkbox"/>	<input type="checkbox"/>	<input type="checkbox"/>
Lekarz	<input type="checkbox"/>	<input type="checkbox"/>	<input type="checkbox"/>	<input type="checkbox"/>	<input type="checkbox"/>	<input type="checkbox"/>
Personel zdrowia psychicznego	<input type="checkbox"/>	<input type="checkbox"/>	<input type="checkbox"/>	<input type="checkbox"/>	<input type="checkbox"/>	<input type="checkbox"/>
Dentysta	<input type="checkbox"/>	<input type="checkbox"/>	<input type="checkbox"/>	<input type="checkbox"/>	<input type="checkbox"/>	<input type="checkbox"/>
Optyk	<input type="checkbox"/>	<input type="checkbox"/>	<input type="checkbox"/>	<input type="checkbox"/>	<input type="checkbox"/>	<input type="checkbox"/>

Jak oceniasz ogólny poziom opieki medycznej w swoim więzieniu?	Bardzo dobra	Dobra	OK	Zła	Bardzo zła
	<input type="checkbox"/>	<input type="checkbox"/>	<input type="checkbox"/>	<input type="checkbox"/>	<input type="checkbox"/>
Czy jesteś niepełnosprawny? (fizycznie/ umysłowo)	Jeżeli TAK, czy personel więzienia wie o Twojej niepełnosprawności?				
TAK <input type="checkbox"/> NIE <input type="checkbox"/>	TAK <input type="checkbox"/> NIE <input type="checkbox"/>				
Czy cierpisz na przewlekłą chorobę?	Jeżeli TAK, czy personel więzienia wie o Twojej przewlekłej chorobie?				
TAK <input type="checkbox"/> NIE <input type="checkbox"/>	TAK <input type="checkbox"/> NIE <input type="checkbox"/>				
Czy potrzebujesz pomocy w trakcie którejs z poniższych czynności codziennych?	TAK	NIE			
Poruszanie się po terenie więzienia	<input type="checkbox"/>	<input type="checkbox"/>			
Mycie/higiena osobista	<input type="checkbox"/>	<input type="checkbox"/>			
Korzystanie z toalety	<input type="checkbox"/>	<input type="checkbox"/>			
Ubieranie się	<input type="checkbox"/>	<input type="checkbox"/>			
Odbieranie posiłków	<input type="checkbox"/>	<input type="checkbox"/>			
Spożywanie posiłków	<input type="checkbox"/>	<input type="checkbox"/>			
Ile razy W TYGODNIU uprawiasz CONAJMNIJ 30 MINUT UMIARKOWANYCH ĆWICZEŃ (jak szybki spacer)?					
1 lub mniej razy w tygodniu <input type="checkbox"/>	2 do 4 razy w tygodniu <input type="checkbox"/>	5 lub więcej razy w tygodniu <input type="checkbox"/>			
Ile razy w tygodniu chodzisz na siłownię?					
Wcale <input type="checkbox"/>	2 <input type="checkbox"/>	Więcej niż 5 <input type="checkbox"/>			
1 <input type="checkbox"/>	3 do 5 <input type="checkbox"/>	Nie wiem <input type="checkbox"/>			
Ile razy w tygodniu chodzisz na zajęcia rekreacyjne?					
Wcale <input type="checkbox"/>	2 <input type="checkbox"/>	Więcej niż 5 <input type="checkbox"/>			
1 <input type="checkbox"/>	3 do 5 <input type="checkbox"/>	Nie wiem <input type="checkbox"/>			
Ile razy w tygodniu korzystasz z biblioteki?					
Wcale <input type="checkbox"/>	2 <input type="checkbox"/>	Nie wiem <input type="checkbox"/>			
1 <input type="checkbox"/>	Więcej niż 3 <input type="checkbox"/>				
		TAK	NIE		
Czy KIEDYKOLWIEK używałeś w więzieniu narkotyków?					
Jeżeli TAK, czy sposób ich użycia zmienił się podczas aktualnego wyroku?					
Jeżeli TAK, w jaki sposób?					
Zwiększył się <input type="checkbox"/>	Zmniejszył się <input type="checkbox"/>	Takie samo użycie ale inne narkotyki <input type="checkbox"/>	Zacząłem w więzieniu <input type="checkbox"/>		
Czy w Twojej celi jest narkoman?	Czy używałeś NARKOTYKÓW w ciągu OSTATNIEGO MIESIĄCA pobytu w TYM WIĘZIENIU?				
TAK <input type="checkbox"/>	TAK <input type="checkbox"/>				
NIE <input type="checkbox"/>	NIE <input type="checkbox"/>				
NIE WIEM <input type="checkbox"/>					